



Pacific Charter Institute

2023-24

ANNUAL REPORT



PACIFIC CHARTER INSTITUTE

Founded in 2004, as a non-profit corporation with the goal of developing charter schools in California. Pacific Charter Institute serves students across 16 counties in Northern California. Our goal is to work cooperatively with students, parents and the broader community to empower our students’ learning. Our programs leverage the flexibility of the independent study, home school, and classroom based models to develop each student’s greatest potential while providing rigorous academics tailored to meet the individual needs of our students.

- 2005

Heritage Peak Charter School
Director: Yolanda Villegas
- 2009

Rio Valley Charter School
Senior Director: Heather Marshall
- 2014

Valley View Charter Prep
Director: Catherine Ward-Mikes
- 2015

Sutter Peak Charter Academy
Director: Suzanne Marczak
- 2022

New Pacific Roseville
Principal: Eric Garber
- 2023

New Pacific Rancho Cordova
Principal: Nancy Bean





BOARD OF DIRECTORS

Our Board of Directors is comprised of individuals with a proven record of educational leadership, stability, and fiscal responsibility. Their guidance supports Pacific Charter Institute Schools' academic success, unqualified audits, and stable management.

PCI LEADERSHIP TEAM

Paul Keefer, MBA, Ed.D

Executive Director

Timothy A. Ribota, Ed. S.

Director of Education Services

Danielle Franco-Matteoli

Director of Operations

Catherine Fiddy

Director of Human Resources

Jonathan Chao

Business Accounting Manager

Heather Marshall, M.Ed.

Senior Director, Rio Valley Charter School

Yolanda Villegas

Director, Heritage Peak Charter School

Catherine Ward-Mikes, M.Ed.

Director, Valley View Charter Prep

Suzanne Marczak, M.Ed

Director, Sutter Peak Charter Academy



John Brennan brings extensive experience in commercial property development and management in Northern California. With a background in finance, John is committed to community service, having volunteered in education, sports, and community support.

Alpana Carey was principal of Delta Charter Online, Delta Keys, and Delta High Independent Study programs since 2021. Starting Jan 2024, she was appointed District Co-Ordinator for Testing and DATA Analysis for the New Jerusalem School District. Her extensive experience in the education sector adds a unique perspective to our board.

Judy Miller served as Director of Fiscal Services for the Covina-Valley Unified School District and also held positions on the Supervisory Committee for San Gabriel Credit Union, the Board of Directors for Credit Union of Southern California, and the Heritage Park Community Rules and Regulations Advisory Committee. She is a Retiree Representative for the California Association of School Business Officials.

Joshua Modlin is a seasoned professional with over two decades of experience in the fields of healthcare, education, and workforce development. As the Senior Director, Earn & Learn, Workforce Development at the Foundation for California Community Colleges, Joshua has been instrumental in shaping successful workforce development programs for students in California. A leader in his field, Joshua Modlin continues to contribute to the development of effective workforce development and education strategies, ensuring that PCI remains at the forefront of innovation in education for our students and their families.

Jarrett Osborne-Revis, a Senior Counsel in Buchalter's Sacramento office, contributes invaluable expertise to our charter school board. Recognized as a "Northern California Super Lawyers Rising Star" from 2019-2023 and honored as Sacramento Magazine's 2023 Top Lawyer in Banking & Financial Services, his commitment to legal excellence enhances our board's capabilities.

Jean-Paul Prentice, PhD is a Management Consultant and Architectural, Engineering, Construction, and Facilities expert. He brings a wealth of organizational and professional leadership navigating challenges and ensuring continued growth and success in corporate, industrial, and nonprofit organizations.

Candice Lamarche has extensive experience in the California charter schools sector. In her twenty-year career, she has held multiple leadership positions with leading charter school organizations, including as a founding staff member at the California Charter Schools Association (CCSA), CharterSAFE and one of the state's first charter schools, Natomas Charter School. Candice has served as the H.R. and Operations Specialist at the Charter Schools Development Center (CSDC).



EXECUTIVE DIRECTOR'S MESSAGE

The 2023-2024 school year established clear academic actions to support our learners. We are confident that our narrow focus on the common core standards, early literacy, online support, and staff professional development and appreciation will guide all our schools toward becoming middle and high performing soon. Overall, the annual review will provide the actions that we executed in 2023-2024 that will improve our results on the California Dashboard as well as provide predictability for our operations.

No doubt, we have vital goals for PCI academically and operationally to exceed the expectations of our students and families. We also continue to have barriers and threats to our organization directly that may affect school choice for our families. The PCI team continues to articulate our high expectations for students and personalize our support of our teachers and staff.

The PCI Board of Directors and the leadership team made an incredible imprint on PCI this year. First, the heavy lift that the board engaged in to help envision and validate the work of New Pacific Charter schools and the need to reframe their trajectory. In addition, the board continues to expect high student academic success coupled with top notch operations for families. The high expectations set by the PCI Board of Directors create a stable foundation to generate excitement, focus, and clarity across the organization. The PCI leadership team enacted the core actions (strategic agility) across every school including CAFÉ (Content and Assessment Framework and Expectations) coupled with the formative interim assessment blocks. We also experienced the collective excitement by teachers in providing the online support program IXL, which instructs and navigates the students in mastering the common core standards. Students answered well over a million questions using IXL this year.

Pacific Charter Institute Board of Directors offered vital direction and guidance to the organization in supporting the growth of New Pacific Charter schools while optimizing our overall operations. This effort has created the breathing room for PCI to continue its efforts to grow the schools and implemented a forward-looking planning and implementation template. Pacific Charter Institute maintains a healthy reserve and a top-notch business and finance department to forecast and manage the revenues and expenditures.

Thank you to our authorizing school districts, our community partners, and our incredible staff at our schools and PCI.

Sincerely,

Paul Keefer, MBA, Ed.D
Executive Director





OUR DEDICATED TEAM

At Pacific Charter Institute (PCI), our educators and staff serve as the core of our mission to empower students and instill a lifelong love of learning. Each member of our team, from enthusiastic educators to dedicated support staff, is fully committed to nurturing student success through every phase of their educational journey. Their dedication ensures that students receive personalized learning experiences tailored to their unique strengths, interests, and goals, enabling them to become leaders within their communities.

Our team consistently provides customized support and guidance that aligns with each student's individual aspirations. Through an array of academic programs, career counseling, extracurricular activities, and comprehensive student resources, they lay a solid foundation for students to thrive and succeed both academically and in life.

We are proud of our inclusive and welcoming environment, where students are encouraged to ask questions, seek advice, and explore new opportunities.

From the moment students join our programs, our staff collaborates closely with them to create a personalized roadmap for success, whether it involves excelling in core subjects, exploring artistic passions, preparing for higher education, or developing practical career skills.

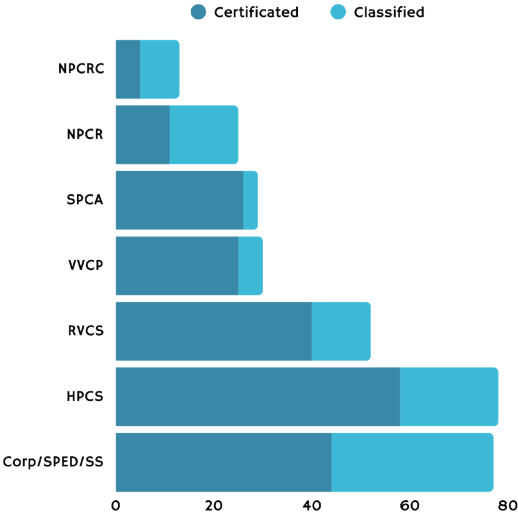
At PCI, we firmly believe that education is the key to a bright future, and our team is dedicated to ensuring every student has the resources, support, and encouragement needed to reach their full potential.





PACIFIC CHARTER INSTITUTE STAFF

Certificated / Classified



Distribution Across Schools

- Heritage Peak Charter School 66
- Rio Valley Charter School 52
- SPED/Student Services 50
- Valley View Charter Prep 30
- Sutter Peak Charter Academy 29
- Corporate Office 27
- New Pacific Roseville 25
- New Pacific Rancho 13



Staff Qualifications



304
Staff



97
Graduate Degrees



89
Master's Degrees



8
Doctorates



FISCAL RESPONSIBILITY

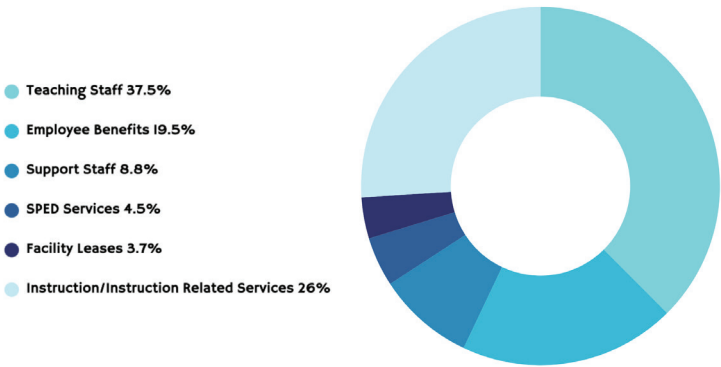
PCI is committed to transparency, accountability, and financial responsibility, ensuring that our organization’s financial records are both comprehensive and clear. The consistency of our clean audits reflects our commitment to these principles. We recognize the significance of trust between our organization and our stakeholders, and we work diligently to uphold that trust through ethical financial practices. Our financial team is committed to accurately recording and reporting all transactions promptly, continuously seeking ways to enhance our processes in support of our mission.

By maintaining a robust financial foundation, we can concentrate our efforts on creating a positive impact in our community and beyond.

\$50.8 M BUDGET | \$22.1 M RESERVE

Teaching Staff	17,521,113
Employee Benefits	9,109,278
Support Staff	4,089,510
SPED Services	2,080,934
Facility Leases	1,733,251
*Instruction and Instruction Related Services	12,140,475
Total Expenditures	\$46,964,473

*Excess rolled into reserve.





ENROLLMENT DISTRIBUTION

Our schools cater to students from various counties and offer a wide range of programs. We take pride in delivering a tailored and flexible educational experience that meets the needs of each child. We firmly believe that every student deserves a distinctive and personalized learning journey. To support this belief, we provide an array of programs and resources aimed at helping students achieve their academic aspirations, regardless of their backgrounds or learning styles.

Our dedicated teachers and staff work tirelessly to create a supportive and inclusive environment that promotes growth and academic achievement. We are committed to empowering students to become confident, independent learners, ready for college, careers, and beyond. Whether a student is aiming for a traditional high school diploma, career and technical education, or advanced coursework, we are devoted to helping them realize their full potential.

Currently, the total enrollment across all PCI schools stands at 3,420. This includes 424 students receiving special education services, 270 are English learners, 2,020 students qualifying for free or reduced lunch, and 45 students who are experiencing homelessness or are in foster care. PCI is dedicated to serving all students, with the aim of ensuring not only academic success but also fostering engagement for students and families through our student services, special education, and counseling departments.

3420

Students

16

Counties

1126

Heritage Peak Charter School

731

Rio Valley Charter School

669

Valley View Charter Prep

642

Sutter Peak Charter Academy

154

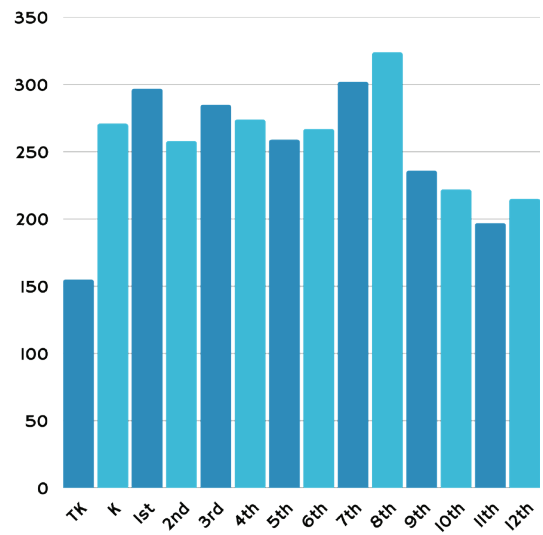
New Pacific Roseville

98

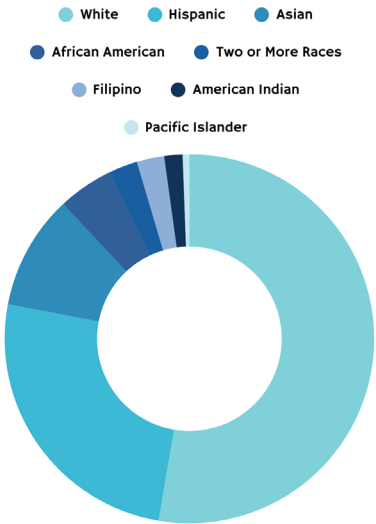
New Pacific Rancho Cordova



Enrollment by Grade Level



Reported Ethnicities



Enrollment Distribution



11.8%

424

Special Education



42.9%

2,020

Free/Reduced Lunch



7.5%

270

English Learners



1.9%

45

Homeless/Foster Care



STATE ACADEMIC TESTING PROGRAM

The California Assessment of Student Performance and Progress (CAASPP) serves as the state’s academic testing program. It is designed to provide valuable insights that help monitor student progress and ensure that every student graduates high school prepared for college and careers. This assessment measures the performance of students in California’s primary and secondary education and includes the following evaluations:

- Smarter Balanced English language arts/literacy (ELA) and mathematics
- California Alternate Assessments for ELA, mathematics, and science
- California Science Test (CAST)
- California Spanish Assessment (CSA)
- Smarter Balanced Interim Assessments

Content and Format: The Smarter Balanced Summative Assessments, administered via computer, consist of two main components: a computer adaptive test and a performance task (PT) aligned with the Common Core State Standards (CCSS) for English Language Arts (ELA) and mathematics. The computer adaptive section features various item types, including selected response, constructed response, tables, fill-ins, and graphing. The PTs are comprehensive activities that assess a student’s ability to combine knowledge and skills across multiple standards, which is essential for college and career readiness.

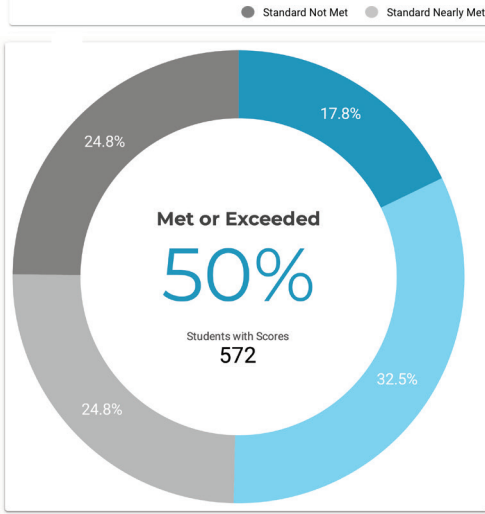
Distance From Standard - “DFS”
To determine the DFS, each student’s score is initially compared to the “Standard Met” threshold for their grade level on the Smarter Balanced Summative Assessments. Given that the scale score ranges for each performance level vary by grade level, it is crucial to evaluate each student’s ELA and mathematics scores against the lowest Level 3 scale score for the respective grade and subject area.



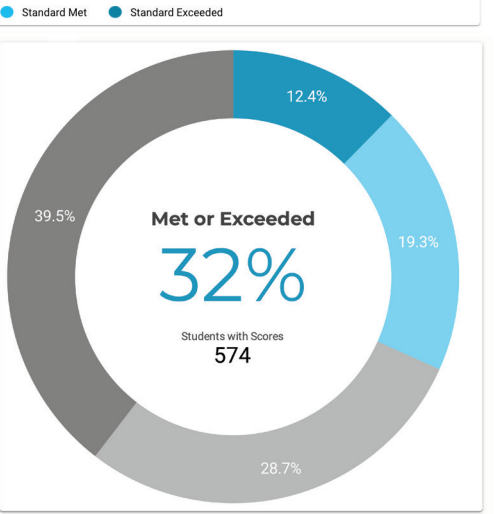


Distance From Standard: Growth

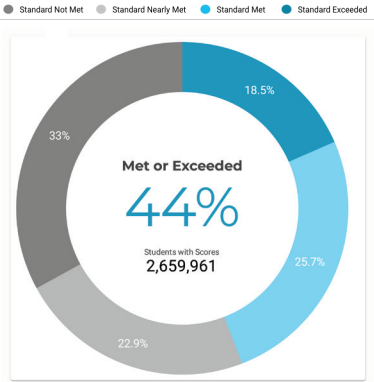
Overall ELA Results



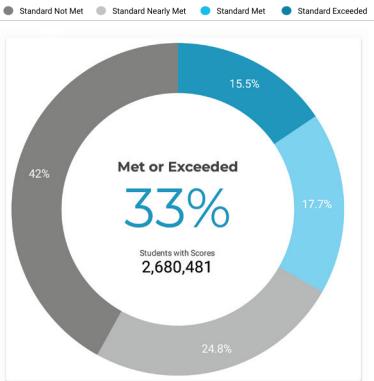
Overall Math Results



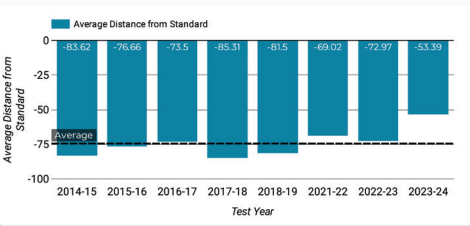
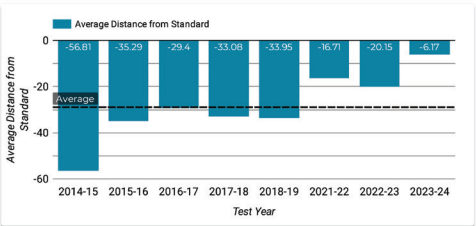
State ELA Results
(Average Year-Over-Year Growth)



State Math Results
(Average Year-Over-Year Growth)



Distance From Standard Trend Analysis



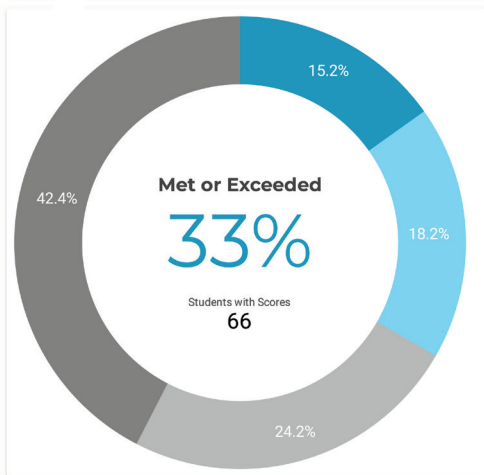
- The blue graphics indicate the school average DFS
- The zero line indicates the school average DFS "Met Standard"



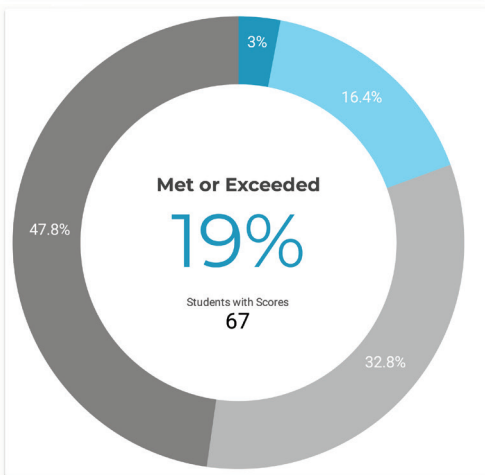
Distance From Standard: Growth

Overall ELA Results

Standard Not Met Standard Nearly Met Standard Met Standard Exceeded



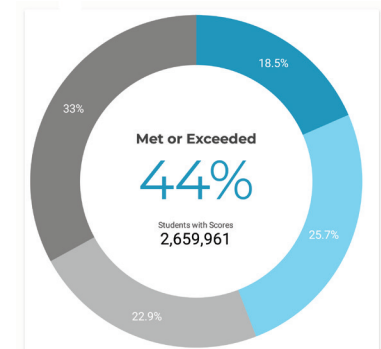
Overall Math Results



State ELA Results

(Average Year-Over-Year Growth)

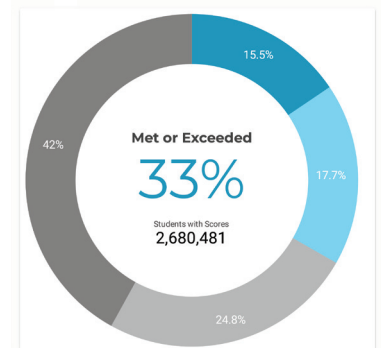
Standard Not Met Standard Nearly Met Standard Met Standard Exceeded



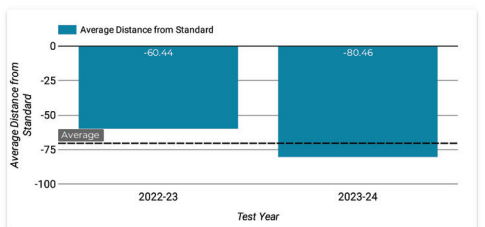
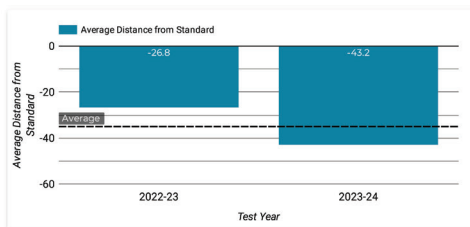
State Math Results

(Average Year-Over-Year Growth)

Standard Not Met Standard Nearly Met Standard Met Standard Exceeded



Distance From Standard Trend Analysis

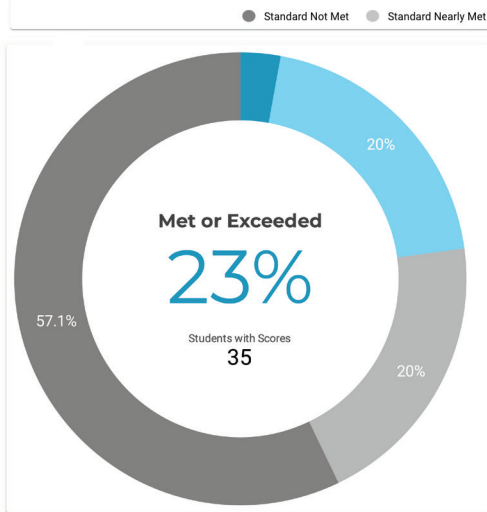


- The blue graphics indicate the school average DFS
- The zero line indicates the school average DFS "Met Standard"

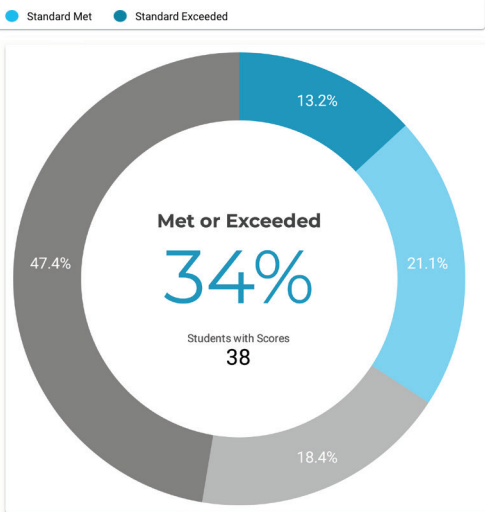


Distance From Standard: Growth

Overall ELA Results

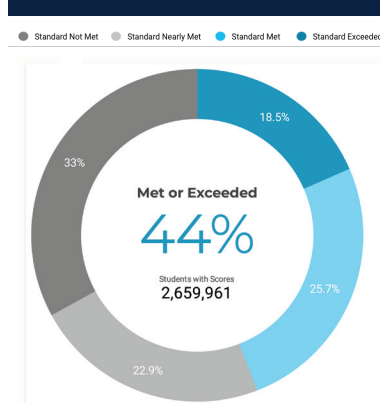


Overall Math Results



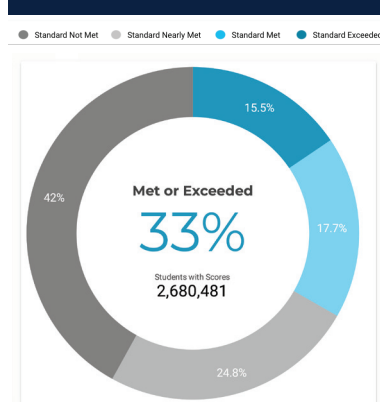
State ELA Results

(Average Year-Over-Year Growth)

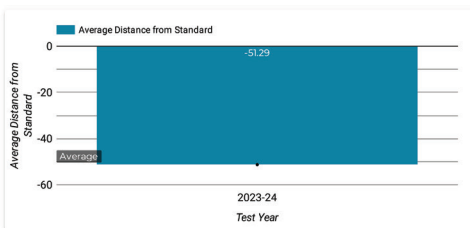
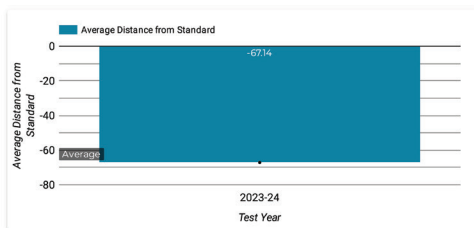


State Math Results

(Average Year-Over-Year Growth)



Distance From Standard Trend Analysis

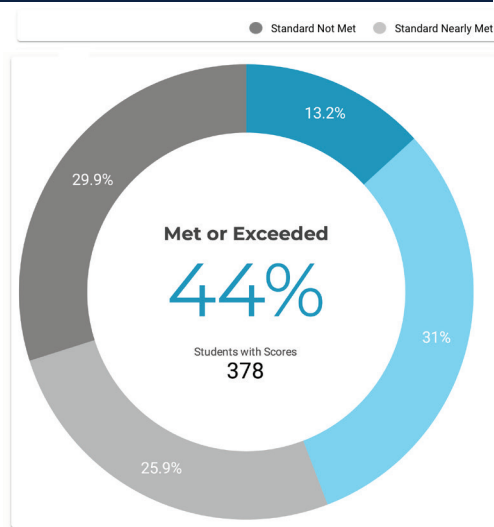


- The blue graphics indicate the school average DFS
- The zero line indicates the school average DFS "Met Standard"

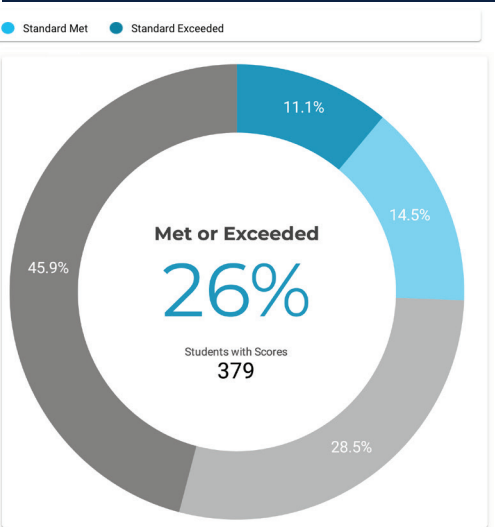


Distance From Standard: Growth

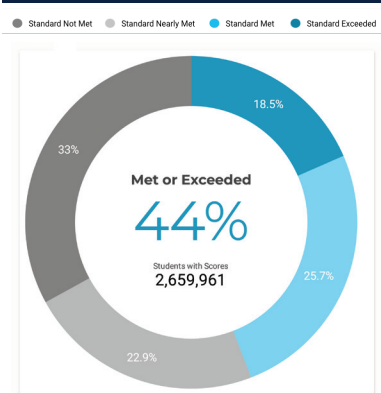
Overall ELA Results



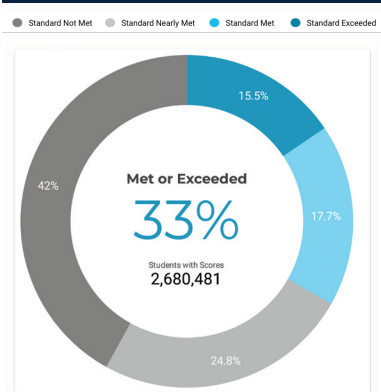
Overall Math Results



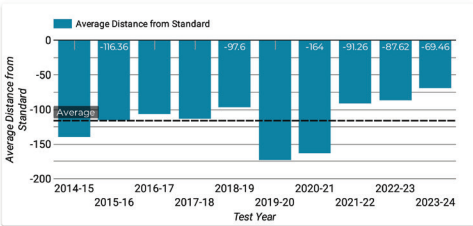
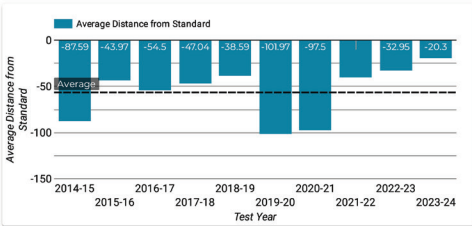
State ELA Results
(Average Year-Over-Year Growth)



State Math Results
(Average Year-Over-Year Growth)

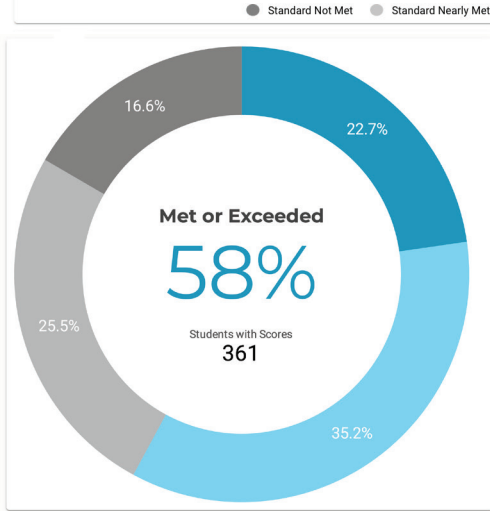


Distance From Standard Trend Analysis

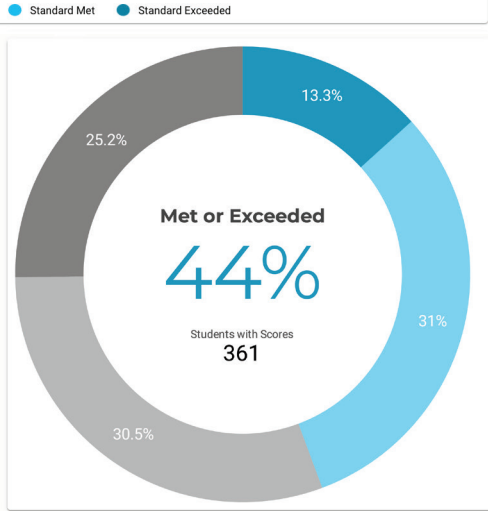


- The blue graphics indicate the school average DFS
- The zero line indicates the school average DFS "Met Standard"

Overall ELA Results

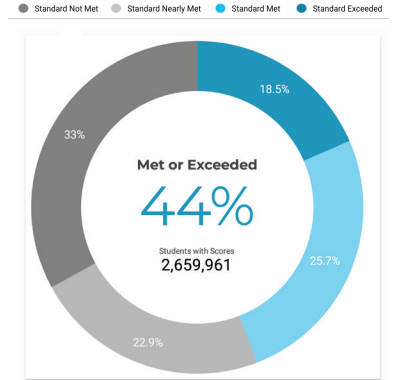


Overall Math Results



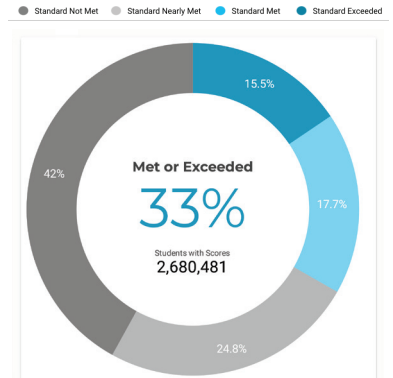
State ELA Results

(Average Year-Over-Year Growth)

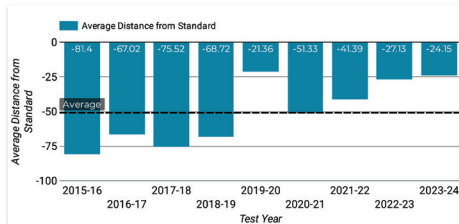
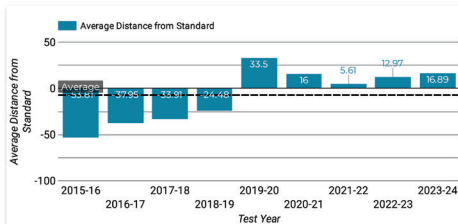


State Math Results

(Average Year-Over-Year Growth)



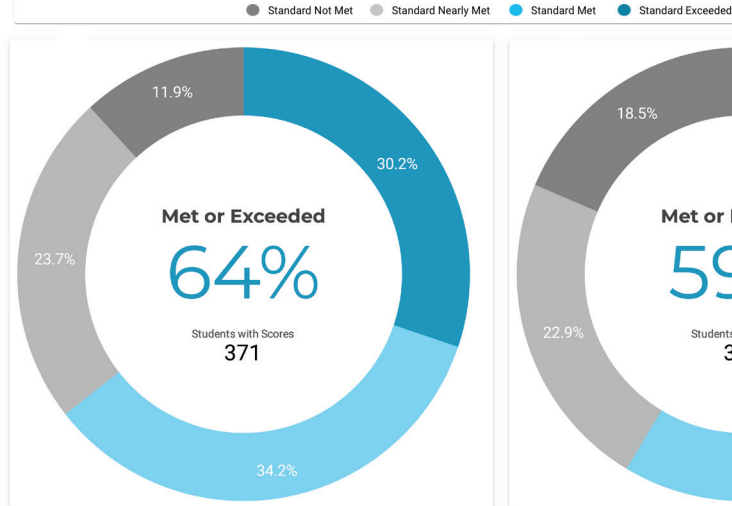
Distance From Standard Trend Analysis



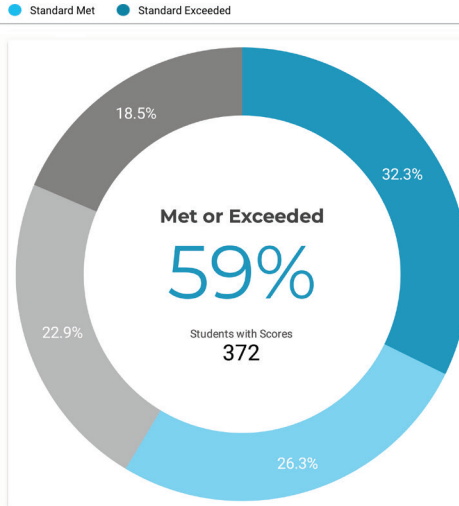
- The blue graphics indicate the school average DFS
- The zero line indicates the school average DFS "Met Standard"

Distance From Standard: Growth

Overall ELA Results

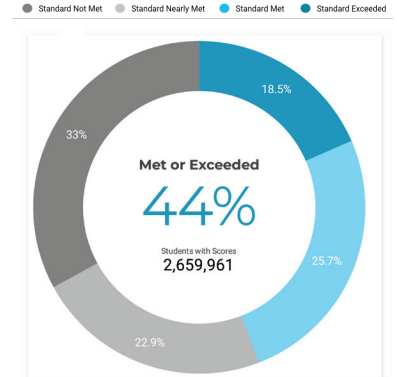


Overall Math Results



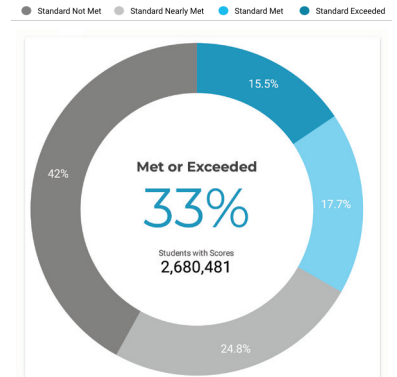
State ELA Results

(Average Year-Over-Year Growth)

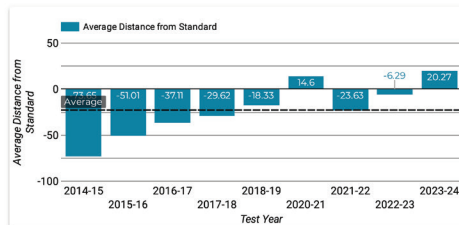
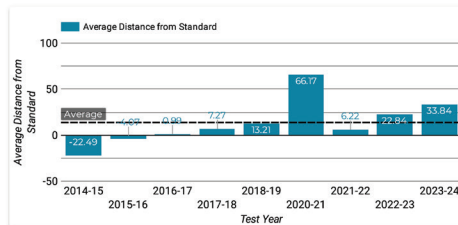


State Math Results

(Average Year-Over-Year Growth)



Distance From Standard Trend Analysis



- The blue graphics indicate the school average DFS
- The zero line indicates the school average DFS "Met Standard"



CHARTER RENEWALS

Assembly Bill (AB) 1505, enacted in 2019, reformed California’s charter school renewal process with a three-tiered evaluation system based on the California School Dashboard. Charter schools are categorized as High, Middle, or Low Performing, each with specific renewal criteria.

- **High Performing:**
 - Presumptive renewal if they reach green/blue ratings or meet statewide averages.
 - Automatically eligible for renewal unless there are issues like fiscal mismanagement.
- **Low Performing:**
 - Presumptive non-renewal if they receive red/orange ratings for two years or fail to meet statewide averages.
 - Allows a 2-year renewal for schools showing measurable progress with verified data, expiring June 30, 2025.
- **Middle Performing:**
 - Renewal criteria based on academic performance and post-secondary outcomes, with a focus on verified data.
 - If renewed, the term is 5 years, but this provision sunsets January 1, 2026.

Overall, authorizers must consider academic outcomes, local priorities, and evidence from student performance, especially for underperforming groups, when making renewal decisions.

Two schools in the PCI family were granted 7-year renewals:



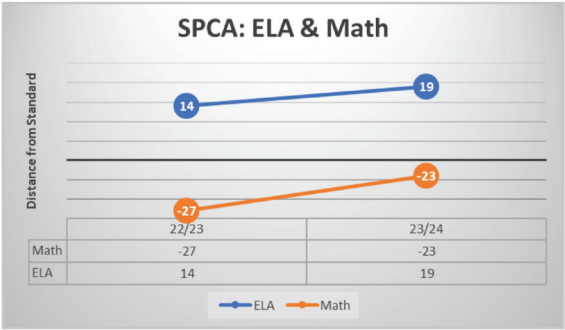
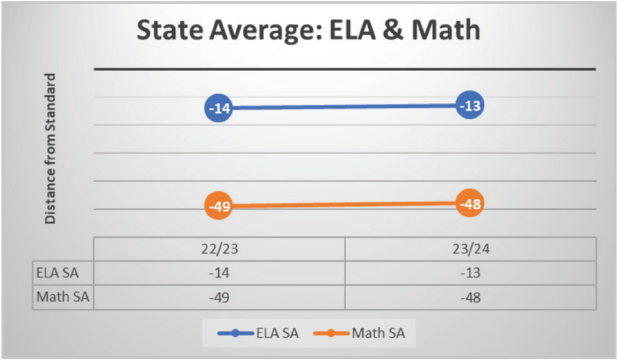
Sutter Peak Charter Academy Approved unanimously by the Nuestro Elementary School District for a 7-year renewal. Surpassed state averages in Math and ELA. Achieved green and blue status across all schoolwide indicators in 23/24.



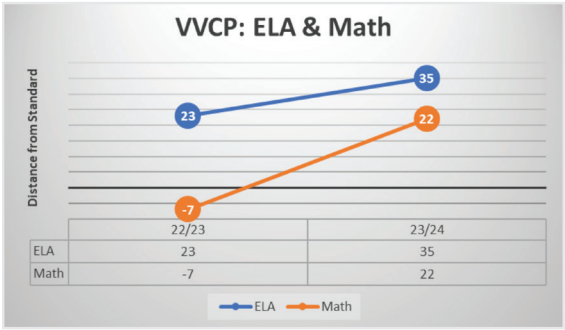
Valley View Charter Prep Approved unanimously for a 7-year renewal by the New Jerusalem Elementary School District on November 12, 2024. Achieved green and blue status for all indicators on the California School Dashboard for two consecutive years. Continues to exceed state averages in ELA and Math. Redesigned support for students in 23/24, improving Math from -7 DFS in 22/23 to +22 DFS in 23/24, marking a 31-point increase. These achievements highlight our schools’ commitment to academic excellence and growth, offering students a bright future.



Renewal ELA and Math



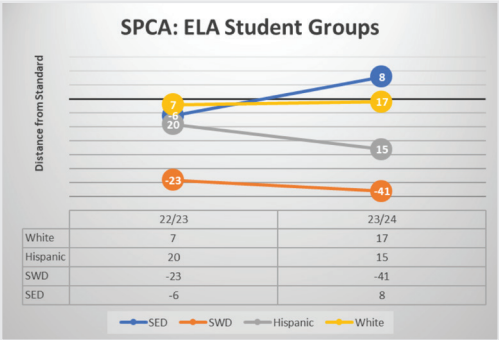
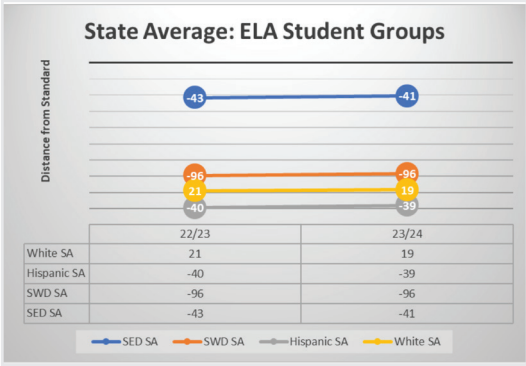
In 23/24, all of the SPCA schoolwide indicators reached green and blue status.



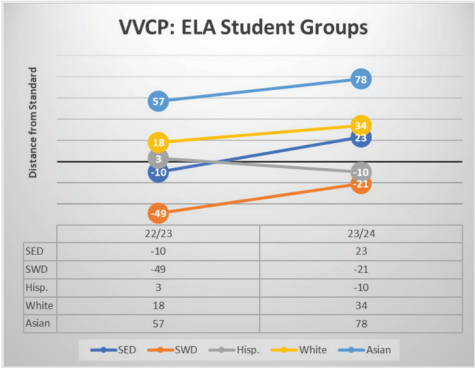
Valley View continues to surpass the state average in ELA and math. In the 23/24 school year, VVCP redesigned their support for students not meeting standard, and increased math from -7 DFS in 22/23 to +22 DFS in 23/24, resulting in a 31-point improvement.



Renewal ELA Student Groups



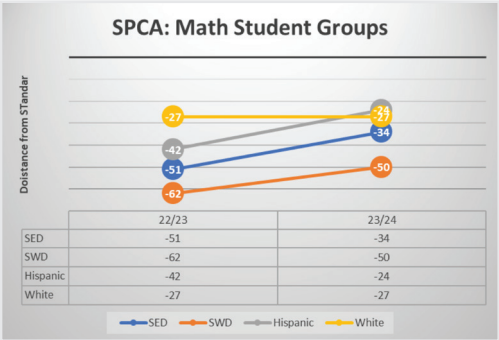
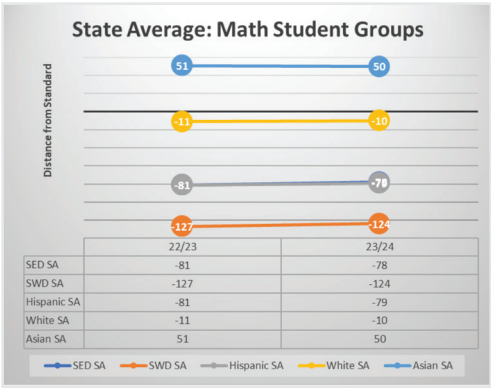
SPCA student groups in ELA, (SED, SWD, and Hispanic), outperformed the state average in those student groups for two consecutive years.



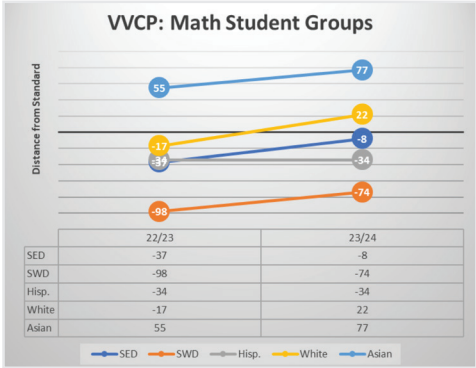
In 23/24 and 22/23, Valley View student groups (SED, SWD and Hispanic) significantly surpassed the state average in those student groups, in ELA.



Renewal Math Student Groups



SPCA student groups in math, (SED, SWD, and Hispanic), outperformed the state average in those student groups for two consecutive years.



in 22/23 and 23/24, VVCP student groups (SED, SWD, and Hispanic) significantly surpassed the state average in math.



HIGH PERFORMING SCHOOL CRITERIA

All PCI schools are focused on seeking renewal under High Performing school criteria. PCI schools are committed to seeking a presumptive renewal status. With the two-year renewal for Low Performing schools sunsetting on June 30, 2025, and the use of Verified Data for renewal evaluations of Middle and Low Performing schools concluding on January 1, 2026, there is a significant emphasis to focus on becoming a High Performing school. This shift emphasizes growth and potential, encouraging schools to aim for excellence.



Pacific Charter Institute

Path to

7 year renewal



CTE MEDICAL PATHWAYS

PCI's CTE medical pathway offers a valuable opportunity for students to explore a career in healthcare while still in high school. Students gain essential knowledge in areas like:

- Medical terminology
- Anatomy and physiology
- Healthcare ethics

Students gain essential skills in medical assisting and EKG procedures, with the chance to earn CPR certification. This program is designed to inspire and prepare students for future success in the healthcare field.

Students have the opportunity to achieve the prepared status for the California Dashboards College and Career Indicator by completing a Career Technical Education (CTE) Pathway and an additional requirement. The Medical Assisting and EKG Technician pathway is offered at all RVCS locations. In the 2023-24 academic year, 22 students successfully earned their Medical Assisting and/or EKG certifications. This program provides a valuable chance for growth and career readiness.



**MEDICAL ASSISTANT
CERTIFICATES**



EKG CERTIFICATES

COMMUNITY COLLEGE CONCURRENT ENROLLMENT

The California Dashboards College/Career Indicator (CCI) assesses high school graduates' readiness for college and career. Students are deemed prepared by completing one of five pathways, including two semesters or three quarters of college credit courses in academic or CTE subjects with passing grades. This concurrent enrollment offers students a significant advantage in achieving their post-graduation goals.

At PCI, we aim to deliver a comprehensive education, equipping students with the knowledge, skills, and experiences essential for thriving in college and careers. The CCI ensures our graduates are ready for the future.

Students typically attend local community colleges but can also enroll in asynchronous courses across the state. PCI students completed 693 college courses through concurrent enrollment at a California Community Colleges.

2023-2024 Completed College Courses



693

Total from
Pacific Charter Institute

172

Heritage Peak

208

Rio Valley

194

Sutter Peak

119

Valley View

COMMUNITY COLLEGES ATTENDED

American River C.C.
Berkeley City College
Chabot College
College Of Alameda
Columbia College
Contra Costa College
Cosumnes River College
Cuyamaca C.C.
De Anza C.C.
Delta College
Diablo Valley College
Folsom Lake College
Grossmont C.C.
Las Positas College
Los Medanos College
Merritt College
Mission College
Modesto Junior College
Napa Valley C.C.
Peralta C.C.
Sacramento City College
Saddleback College
San Jose C.C.
Santa Barbara C.C.
Santa Rosa C.C.
Sierra College
Solano College
Woodland C.C.
Yuba C.C.

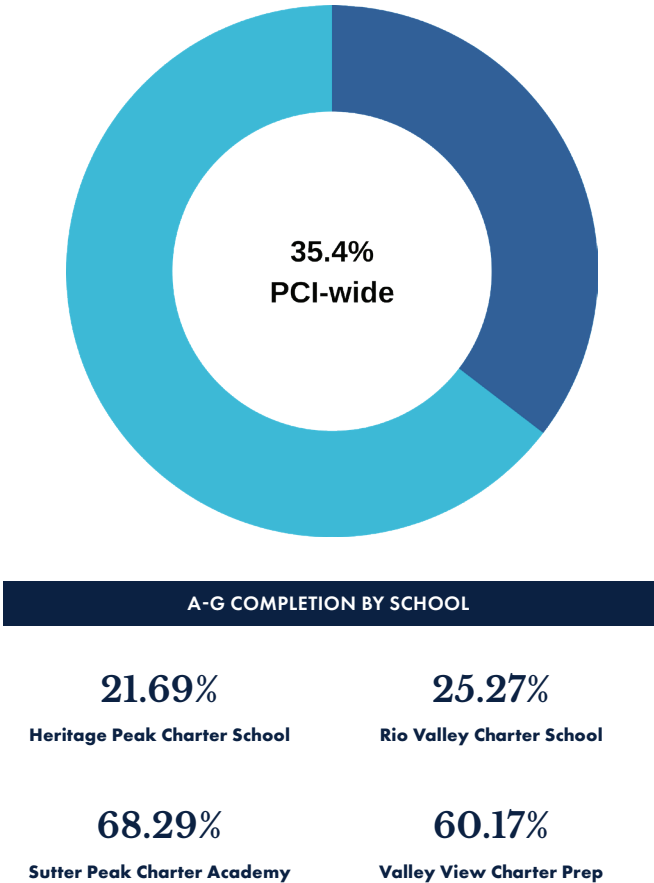


A-G & COMMUNITY COLLEGE CONCURRENT ENROLLMENT

The College and Career Readiness Index includes “A-G completion” as a key metric. An A-G completer is a high school senior who has finished courses meeting UC and CSU standards. Many students in PCI schools enroll in their 10th or 11th grade, often presenting challenges to meet A-G requirements. To support these students, PCI schools have adopted strategies to help them catch up and complete needed courses. These include:

- Providing extra academic support through tutoring and interventions, both onsite and online.
- Creating individualized academic plans for each student.
- Partnering with local community colleges for dual enrollment programs, enabling students to earn college credit while meeting A-G requirements.

The positive outcomes of these efforts are evident, not only in the increased number of A-G completers but also in the students’ confidence and readiness to tackle future challenges. As PCI schools continue to refine and expand their support systems, they stand as a testament to the power of dedicated education and the transformative impact it can have on young lives.



GRADUATION RATES

PCI hosted graduation ceremonies for each school, providing an opportunity for students, faculty, and staff to celebrate this important achievement. These ceremonies honored the commitment and effort of both students and faculty. Each school held a unique ceremony where students received certificates and diplomas, signifying the hard work invested. This milestone marks the start of a new journey, whether in their careers or further education.

The graduation rate, part of the Student Engagement state priority in the Local Control Funding Formula, is featured on the California Dashboard. It's calculated by the number of students graduating with a regular high school diploma within four or five years. PCI consistently achieved a high average for cohort graduates.

	Graduates	Cohort	Graduation Rates
Heritage Peak	95	101	93.26%
Rio Valley	91	94	94.79%
Sutter Peak	18	18	100.0%
Valley View	25	26	93.33%



233

Graduates
(95.8 Graduation Rate)



50

Scholarship Awards



22

CTE Completers
(Medical Assisting
& EKG Tech)



4 YEAR COLLEGE ACCEPTANCES

- Alpha
- Arizona Christian University
- Benedictine College
- Biola University
- BYU
- CSU Chico
- CSU - Sacramento
- Pepperdine University
- Praire View A&M
- San Francisco State
- The Master’s University
- UC Davis
- UC Merced
- UC Santa Cruz
- University of Arizona
- University of Mary
- University of the Pacific
- University of Puget Sound
- Virginia State University
- William Jessup University
- Zaytuna College



“EDUCATION IS THE MOST POWERFUL WEAPON
WHICH YOU CAN USE TO **CHANGE THE WORLD.**”
– NELSON MANDELA





ORGANIZATION WIDE SCHOLARSHIPS

Every year, PCI offers school-based and organization-wide scholarships to support our graduating seniors. This initiative is partly funded by monthly voluntary contributions from our staff members. The following staff members contributed to the PCI scholarship fund during the 2023-2024 school year.

Bridget Abbott-Aronsen
Debora Aston
Joy Ball
Nancy Bean
Marcella Bellecci
Rachel Bettencourt
Angela Bickelmann
Jennifer Bird
Rebecca Blesso
Laurie Bradshaw
Krista Breakfield
Christine Breining
Jennifer Brook-Ellis
Vianey Camargo
Lisa Caputi
Andrea Carano
Jonathan Chao
Marguerite Chapman
Rita Chatman-Anderson
Leanna Comer
Kristin Connor
Sandra Correia
Ruby Diaz

Shelly Eaton
Amber Eberhardt
Michelle Ellis
Carla Ferrer
Catherine Fiddy
Danielle Franco-Matteoli
Eric Garber
Julie Garcia
Alia Gettler
Kimberly Greenhouse
Marcie Grill
Richel Ann Gudino
Molly Gunn
Sherri Ham
Althea Hines
Sharron Hodgson
Lisa Ignoffo
Denise Johnson
Stacie Jones
Kristin Karlsrud
Paul Keefer
Rebecca Leader
Leslie Leedy

Angela Lindsey
Jennifer Long
Suzanne Marczak
Anne-Marie Marquiss
Heather Marshall
Miranda Martin
Jennifer McInerney
Daniel McLaughlin
Isabel Medrano
Susan Moore
Cheantell Munn
Theresa Myers
Murray Navarro
Candida Pattee
Cynthia Peer
Jennifer Pike
Lisa Polk
Rachelle Ribota
Timothy Ribota
Rebekah Richardson
Julia Rodriguez
Olivia Sanchez
Luanne Schnase

Matthew Schneider
Beth Segal
Amie Seva
Nicole Shankarappa
Loana Sparrevohn
Christine Spratling
Scott Stack
Michael Stern
Yolanda Villegas
Catherine Ward-Mikes
Czarria Washington
Kassandra Washington
Heidi Wilson
Raymond Woodbeck
Christine Ziccardi
Jeri Zowjah-Malik



CLASS OF 2024
SCHOLARSHIP RECIPIENTS

Scholarships are granted across different categories, such as University Acceptance, CTE Completion, PCI Pathways, and site-selected nominees. In addition to memorial scholarships that pay tribute to Cynthia Keefer-Viegas, and Michael McClain.

\$16,900
TOTAL AWARDED

Arianna McBride
Audrey Willson
Belize Riggs
Bianca Vazquez
Caden Cam
David Iglesias
Deen Alalusi
Ellie Hernandez
Gabriella Tani
Jacob Warrior
Justyce Strother
Kalani Rivera
Keltie Rey
Kira Reyes
Lilly Loban
Lita Jimenez

Malak Awnallah
Marie Catherine
Karleskind
Mary Richard
Matteo Kramer
Mya Swift
Naomi-Victoriah
Howard
Naveed Jones
Nayab Khan
Nevaeh Williams-
Amos
Polina Oleinic
Rebekah Tokheim
Riley Dean
Safa Constantino

Saniyah Russell
Taylor Gerney
Tobias Follett
Vanessa Ruiz
Zakkai Ogunnupe





COMMUNITY ENGAGEMENT


Throughout the year, our team partners with community members and organizations to offer educational opportunities in the regions we serve. Alongside our involvement in large- scale community events that promote curiosity and learning through STEM and cultural activities, we teamed up with Fairytale Town to host early literacy events. These initiatives invite children to participate in engaging, interactive activities.

We firmly believe that education is vital for success and are committed to delivering educational opportunities to the communities we serve.



“ALONE, WE CAN DO SO LITTLE;
TOGETHER, WE CAN DO SO MUCH.”

– HELEN KELLER





COMMUNITY PARTNERSHIPS

We are proud to partner with community organizations to support our student’s growth, a few of our community partners are listed below.

Advocacy

- APlus+**
- California Charter Schools Association**
- Carmichael Chamber of Commerce**
- Charter Schools Development Center**
- Elk Grove Chamber of Commerce**
- Greater Arden Chamber of Commerce**
- Lodi Chamber of Commerce**
- Rancho Cordova Chamber of Commerce**
- Rancho Cordova Council**
- Roseville Chamber of Commerce**
- Rio Linda Elverta Chamber of Commerce**
- Sacramento Black Chamber of Commerce**
- Sacramento Hispanic Chamber of Commerce**
- Sacramento Metro Chamber**
- Vacaville Chamber of Commerce**
- West Sacramento Chamber of Commerce**
- YM&C The Charter Law Firm**
- Yuba Sutter Chamber of Commerce**

Community

- Absolute Mathematics**
- Blackbird and Company**
- Brave Writer LLC**
- Brighter Child, Inc.**
- FairyTale Town**
- Granite Arch Climbing Center**
- Kid Creative**
- Kovar’s Inc.**
- Lab Rat Academy**
- Mathnasium of Granite Bay**
- Mr. D Math LLC**
- My Tutoring Partners**
- Natomas Homeschool Alliance**
- Oak Heart Forest Program**
- Playzeum**
- Sacramento Literacy Foundation**
- Sienna Ranch Operations LLC**
- Stockton School of Music inc**
- The Swimstitute**
- The Write Journey LLC**
- Well-Read Writing & ELA Classes**
- Well-Trained Mind Academy**





Pacific Charter Institute

From just a handful of students at Heritage Peak during its first year, PCI Schools have grown remarkably to serve 17,688 students since 2005, with 3,593 PCI graduates to date across all our TK through 12th grade schools.

Our innovative programs are designed to empower learners by providing flexible pathways to success, PCI Schools ensure that every student has the opportunity to reach their full potential, preparing them for a bright future in an ever-changing world. As we continue to expand and adapt, our focus remains steadfast on nurturing the minds of tomorrow. The graph below illustrates the number of PCI graduates per year.

