



Pac

Institute

**Annual
Report
2021-2022**

Pacific Charter Institute

Personalized Learning Public Charter Schools


Fully Accredited by






Pacific Charter Institute

Counties Served



Alameda	Sacramento
Amador	San Joaquin
Butte	Solano
Calaveras	Stanislaus
Colusa	Sutter
Contra Costa	Yolo
El Dorado	Yuba
Placer	



Mission

Pacific Charter Institute empowers students to take charge of their education by connecting their individual needs and interests to a rigorous learning plan, thus creating self-motivated responsible citizens, critical problem-solvers, and lifelong learners.

Board of Directors

Rex Fortune, Ph.D., President

John Brennan

Alpana Carey

Martha Melendez - Quadros

Judy Miller

Joshua Modlin

Jean - Paul Prentice

Vision

Developing self-motivated, educated individuals in the Sacramento region who will spread the wealth of knowledge worldwide in a meaningful way.

Experienced educators formed Pacific Charter Institute a non-profit 501(c)3 public benefit corporation, incorporated in 2004.



Editor's Note



Marcie Grill, Ed.D
Director of Outreach
& Public Affairs

Thank you for reading the 2021-22 edition of Pacific Charter Institute's Annual Report. Pacific Charter Institute and its family of schools continued its mission of serving students while other schools focused on reopening campuses and time lost over closures. As a reminder, PCI schools never closed during the pandemic, having infrastructure and experience in place for virtual and at home learning. Of course, it was still

a year of transition, as both staff and students adjusted to in-person experiences again. Regardless of wellness supports and continued learning opportunities, the social-emotional toll of a global pandemic has been a tangible part of these children's lives and development, hence, 2021-22 could be considered a year of transition for all. Thank goodness for the personalized learning offered by our schools.

As California continued to see declining school enrollment, Pacific Charter Institute schools saw a shuffle. Multiple families moved out of state, but still new students applied citing poor pandemic response in their prior school. It has always been the nature of independent study students to come and go as their lives change, but we are old enough now as an organization that we are seeing alumni who have been with PCI all the way through K-12. I am very excited to share the academic growth of students that stay with PCI in this report.

In addition, PCI teachers offered even more virtual and in person classes than prior years, weekly workshops in libraries and public parks, assemblies, and field trips. PCI offered more academic choices and opportunities than ever before.

It has been my honor bringing this report to fruition. My sincere gratitude goes out to the departments and schools not only for their contributions to the report but for the work they do daily.

Sincerely,

-Marcie

Visit us at
[PacificCharters.org](https://www.pacificcharters.org)



<https://www.flickr.com/photos/pacificcharterinstitute/>
1,142 Photos

CONTENTS

8 EXECUTIVE DIRECTOR'S MESSAGE
12 OUR STUDENTS
16 CONNECTEDNESS
19 ACADEMIC CHOICE
20 CAREER & COLLEGE
23 GRADUATION
25 OUR STAFF
30 STRATEGIC GOALS
33 CAASPP RESULTS
38 FISCAL RESPONSIBILITY
40 SCHOLARSHIP PROGRAM
42 COMMUNITY PARTNERSHIPS

FOLLOW US ON SOCIAL MEDIA!



vimeo

vimeo.com/pacificcharterinstitute
24.6K Video Views



Find us on
Facebook

facebook.com/PacificCharterInstitute
2,460 followers



Instagram

www.instagram.com/pacific_charter_institute

#PCIstrong
#PacificCharters



Message from the Executive Director

Paul Keefer, MBA, Ed.D.



Our 17th year of operation demonstrated the firm and steady foundation that Pacific Charter Institute rests. The cornerstone of our foundation remains our PCI Board of Directors and its support of the mission of Pacific Charter Institute. Certainly, this year was no different as we executed a productive operation reflected in our academic, fiscal, and organizational accomplishments. This review will provide PCI data and analysis for 2021-2022, and through this reflection, we have charted course for 2022-2023.

PCI staff remained laser focused on academic achievement including early literacy, closing achievement gaps of our students, A-G course completion, career certificates, community college completion, and offering virtual and hybrid classes. We continue to see our early literacy work as key to improving our CAASPP scores. We met major state metrics this year including our schools' high graduation rates (94% - 100%), high EL reclassification rates (3% - 31%), and our high CAASPP participation rate (+95%). Areas that we did not find value included the beta test for Schoology (PowerSchool) and our writing initiative as launched this year. We will not continue with the Schoology, and we will refine our writing initiative focusing on grades 5-6.

The PCI leadership team has performed exceptionally well leading during unsteady times in public education. The team recognized the importance of supporting our families, staff, and students during COVID and we did not relent when the students cautiously returned to our schools. Our ADA dropped more than we expected after the hold harmless from 2020-2021 by the state of California. We attribute this to the increase of district independent study programs, parents filing R4 documents (homeschool affidavits), and families leaving the state. The team designed and implemented an enrollment strategy for 2022-2023 that is already yielding reliable applications prior to the start of the 2022-2023 school year .

Our human resources department has been successful finding highly qualified candidates for most of our posted positions. The combination of finding highly qualified candidates and developing a focused, professional onboarding process allows our new employees a professional experience. Further, our annual survey provides clear direction to be better for our team. The survey results from our staff illustrates that we need to be more deliberate in shared decision-making with staff and apparent when valuing employees work. *(Continued on page 10)*



Our information technology team continues to harden our defenses against hacking and phishing while increasing access for students and staff. The team also continues building vital partnerships with our main vendors including Microsoft and PowerSchool.

The PCI leadership team analyzed the branding for the organization and determined we needed a new look and approach for differentiation. The team completed a Request for Bid and signed an agreement with Capital Tech Solutions. They will be managing our web page and our social media. We also developed outreach kits for each of the schools to promote their programs in the community. New Pacific School has increased the visibility of Pacific Charter Institute. Pacific Charter Institute belongs to multiple chambers including Roseville, Rancho Cordova, Yuba City, and Sacramento Metro. We continue to hone our message and increase our program visibility.

Finally, the PCI leadership team successfully built the systems to launch and support New Pacific School. The team successfully supported the petitioning process and now the budgeting, onboarding, and implementation to launch New Pacific School Roseville in August 2022.

The PCI leadership team has focused on quality and innovation this year while strategizing for the coming years. The teamwork that the team exhibits is enviable in public education. We are a complicated organization with sophisticated processes, checks and balances, and expectations that make our work predictable. This predictability will lend itself to achieving our three goals for 2022-23: increased student achievement, increased waiting lists at our schools, and increased staff job satisfaction.

Sincerely,



Paul Keefer, MBA, Ed.D.
Executive Director



APlus+ Pioneer Award for Advocacy



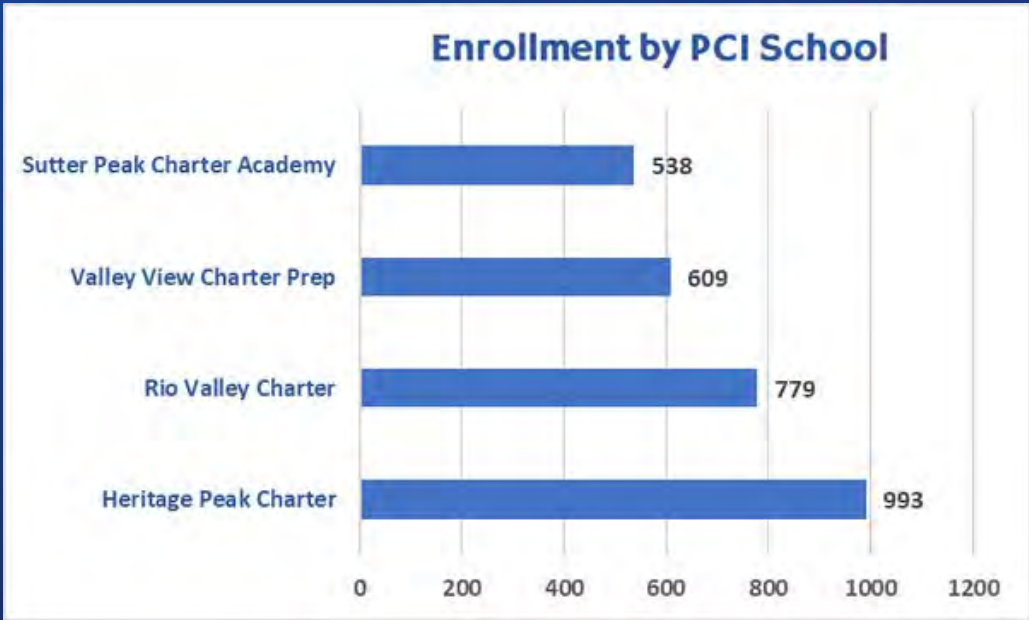
Enrollment Distribution

(as of 10/6/2021)

2,919

Total PCI Students

Enrollment is filled by lottery per state guidelines.



Student Demographics

(Data as of 10/6/2021)

PCI-Wide Subgroups

(October 6, 2021)

46% Free & Reduced Lunch

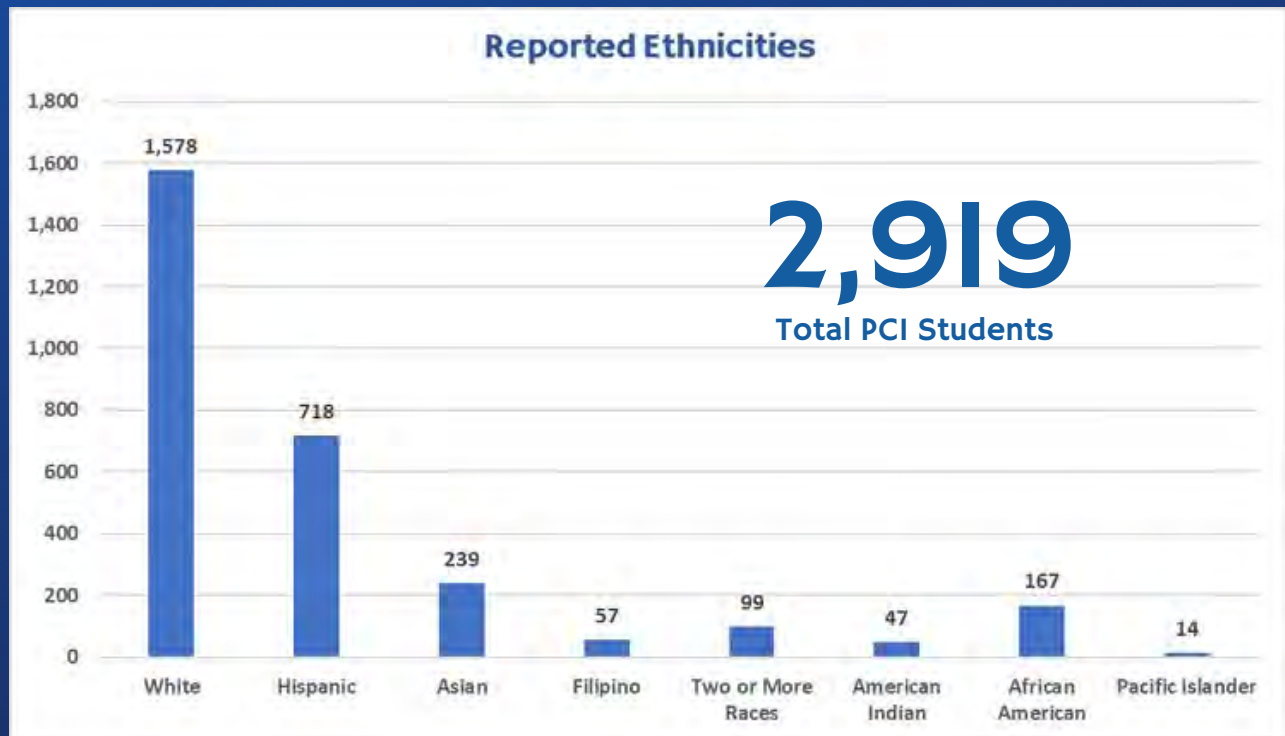
12% Special Education

6% English Learners

54 Homeless Students

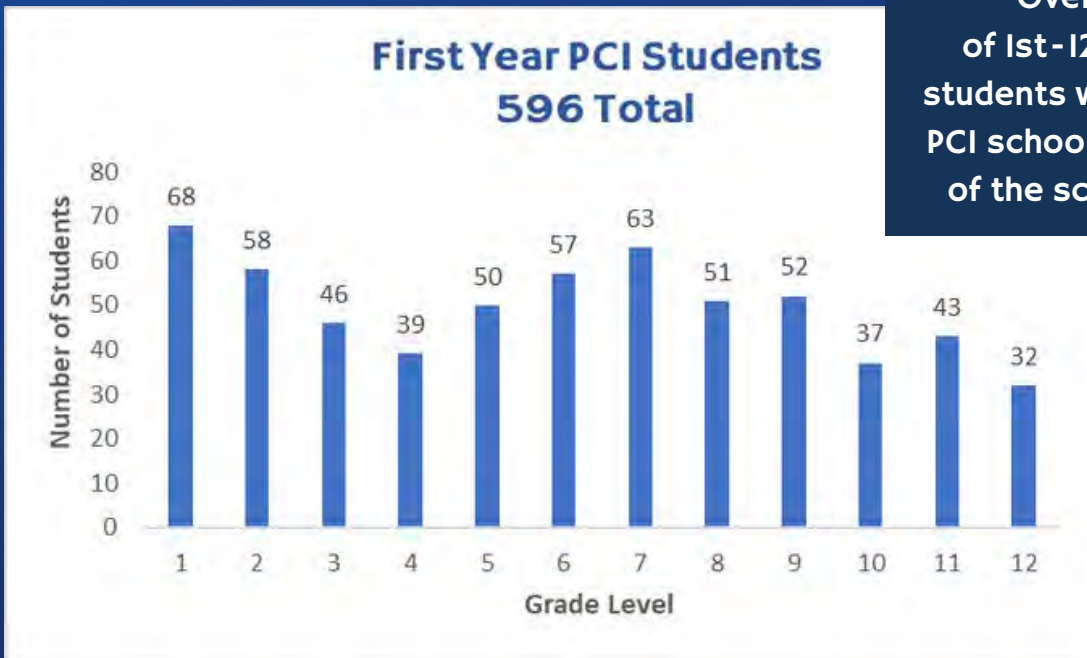
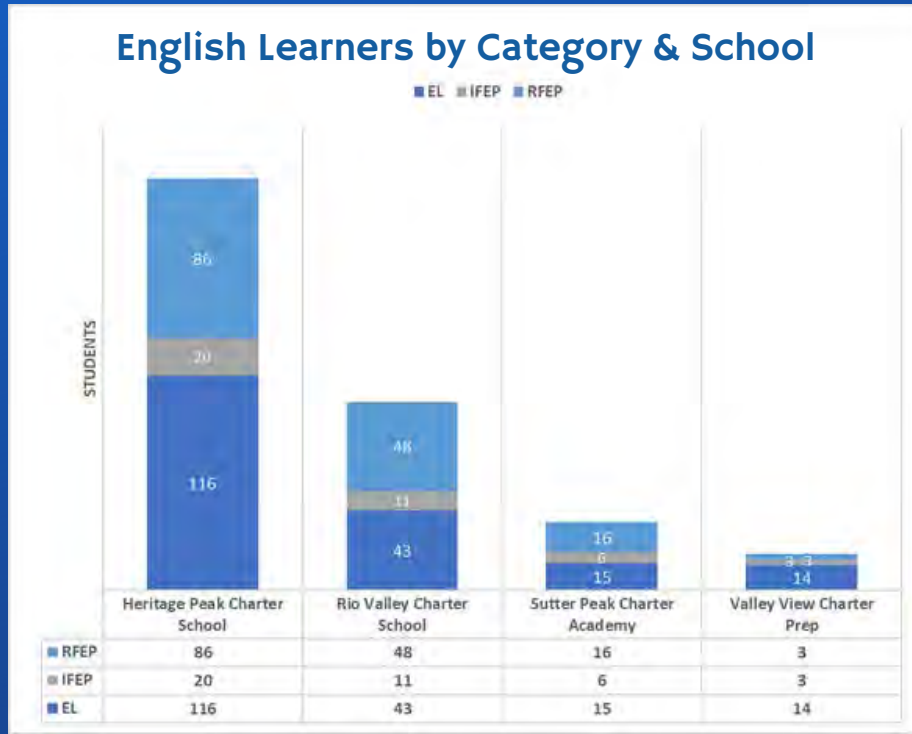
13 Foster Youth

**Homeless Students
Served by PCI
Increased 41% by EOY**



Student Demographics

(Data as of 10/7/2021)



Over 22% of 1st-12th grade students were new to PCI schools by Oct. 6 of the school year.

Mobile & Responsive




Connectedness

During a year of transition, Pacific Charter Institute and its family of schools offered the following means of connecting with family and students:

- Wellness Program
- Counseling Power Hours
- Community Resources Online
- Monthly Student Photo Contests
- SwiftReach Email Communications
- Social Media Channels
- Daily, Live I.T. Support
- Return of In - Person and Re - Engagement Activities
- Mobile Lending Libraries





Wellness Program

PCI schools have a diverse student body and students have thrived in our model of education and strong relational supports. Many students and families face difficult circumstances and life changes that are challenging to accommodate in a traditional public school.

PCI schools have an outstanding support team of FIT (Families in Transition), wellness, and counseling support staff, for students/families that are homeless, foster youths, or a teen parent.



- Referrals Directly to Counseling Program Specialist: 22
- Referrals Via Online Link: 38
- Teen Parents and FIT Students Receiving Follow-Up: 92
- Referrals for FIT after Staff Training: 13



One of the goals of the wellness team this school year was to bring together various key people to create a collaborative platform to address urgent student needs. Staff members involved often were called to respond to crisis situations, develop support plans across departments, to ensure that student needs were met, and referrals/ supports were given. The goal is to continue to support students from a holistic approach and remove barriers that impact student achievement and learning.

Providing Academic Choice

Students Enrolled in PCI-Based Classes & Courses: Over 1760

Classes/Courses PCI Schools Offered: 145

Onsite Classes Offered: RVCS: 61

HPCS: 41

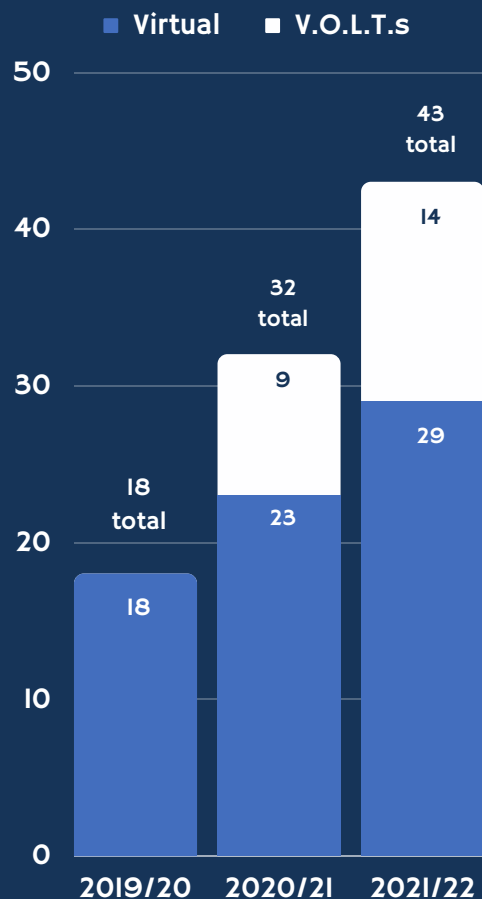
Advanced Placement Exams: 15

V.O.L.T.s = Virtual Opportunities to Learn Together

AP Exams Subjects:

AP Drawing
Calculus AB
Calculus BC
Computer Science A
Computer Science Principles
English Lit
Macroeconomics
US Government

Growth of In-House Virtual Options (# of courses)



COLLEGE AND CAREER READY

College Credit Courses
Taken in 2021-22 SY
(all grade levels):

VVCP - 91
SPCA - 91
RVCS - 144
HPCS - 121
Total PCI: 447

Note: These are total courses
taken and passed with a "C"
or higher.

447

College Courses Taken (with a "C" or higher)

Across

30

Colleges

150

iCEV Certificates Earned (Online CTE)

Across

15

Career Skill Areas

iCEV Certificates Earned
21-22 PCI-Wide:

Animal Science - 2
Business Tech - 5
Career Prep - 17
Construction Skills - 2
Culinary Meat Selection - 3
Ecology Management - 2
Equine Management and Evaluation - 1
Financial Literacy - 65
Floral Design - 9
Food Safety and Science - 5
Meat Evaluation - 1
Plant Science - 2
Professional Communications - 20
Small Engine Tech. - 13
Veterinary Medical Applications - 3

COLLEGE AND CAREER READY



CTE Medical Pathway Certifications:

Medical Assistants: 15


EKG Technicians: 7



Ready &
Eligible for
National
Certifications!



4 Year College Acceptances (2021-22)



GRADUATION 2022

2022 Grad Rate per State Data File As of 9/1/2022			
School	Graduates	Cohort	Grad Rate
HPCS	96	99	97.0%
VVCP	19	19	100.0%
RVCS	93	98	94.9%
SPCA	33	34	97.0%
PCI	241	250	96.4%

241

Graduates

over

\$18K

Awarded in Scholarships

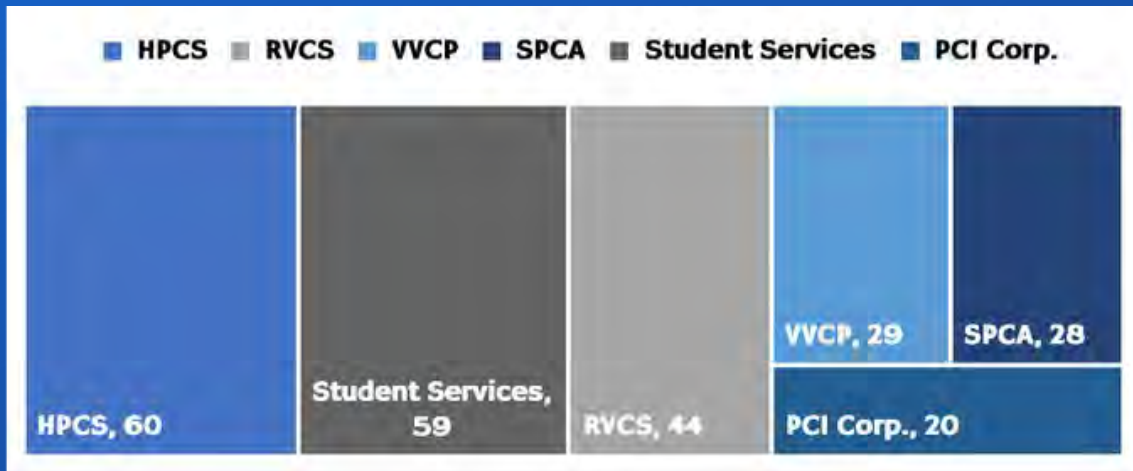
96.4%

Graduation Rate





Our 240 Staff Members



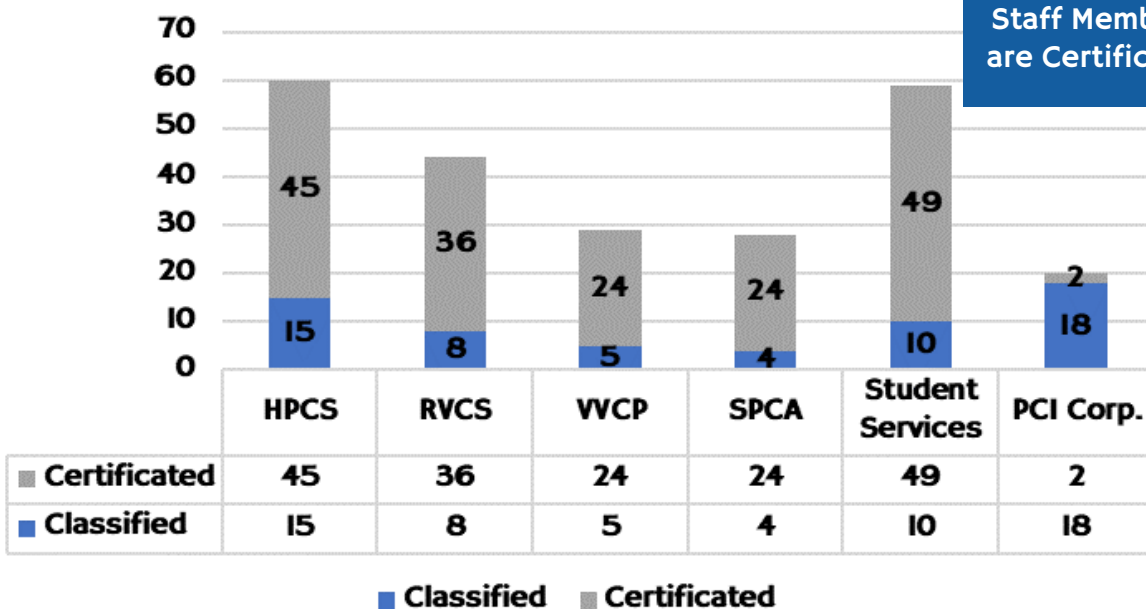
Student Services = Academic & Special Education Support

98
Staff Members
with Graduate
Degrees



97 Master's
Degrees
9 Doctorates

Staff Members by Classification





Staff Trainings & Support



10-Year Service Awards 2021-22
Dr. Keefer, Catherine Fiddy,
Isabel Medrano, Jennifer Kostal

Live Daily Online IT Support
Live Daily Compliance Support
1605 I.T. Trouble Tickets Resolved
WiFi 6 Network Upgrades



Bloodborne Pathogen
Exposure Prevention

CIPA: Compliance with the
Children's Internet
Protection Act

Cyberbullying

Cybersecurity

Diversity Awareness:
Staff-to-Staff &
Staff-to-Student

Email and Messaging
Safety

Making Schools Safe and
Inclusive for LGBTQ
Students

Mandated Reporter:
Child Abuse and Neglect

Protection Against
Malware

Sexual Harassment
Prevention for Non-
Managers

Youth Suicide: Awareness,
Prevention and
Postvention

Vector
Solutions/SafeSchools



Reaching Out to Our Staff



Monthly All PCI Staff Engagement Meetings

Emergency Relief Fund

Wellness Newsletters

Staff Wellness Support Link

Vaccine Opportunities

COVID-19 Updates

Staff Survey Highlights:

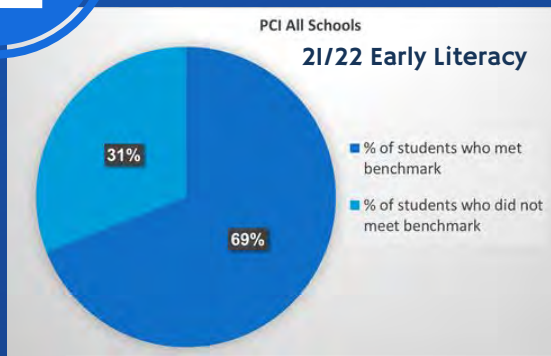
- Participation Rate: 70% (7% increase from prior year)
- My direct supervisor has built professional relationships with me:
91% Agree, 7% Neutral
- I value working at PCI: 91% Agree, 8% Neutral
- I value seeing the results of my work with students and/or staff:
98% Agree, 2% Neutral

Strategic Goals

Pacific Charter Institute adopted three strategic agility goals (2018 - 2022) as a means to close student achievement gaps with the foundational belief that all students can learn, grow, and achieve. Since the adoption, a pandemic occurred, but Pacific Charter Institute staff stayed true to target.

1. Early Literacy
2. A-G Completion
3. Academic Intervention Model

1 Early Literacy

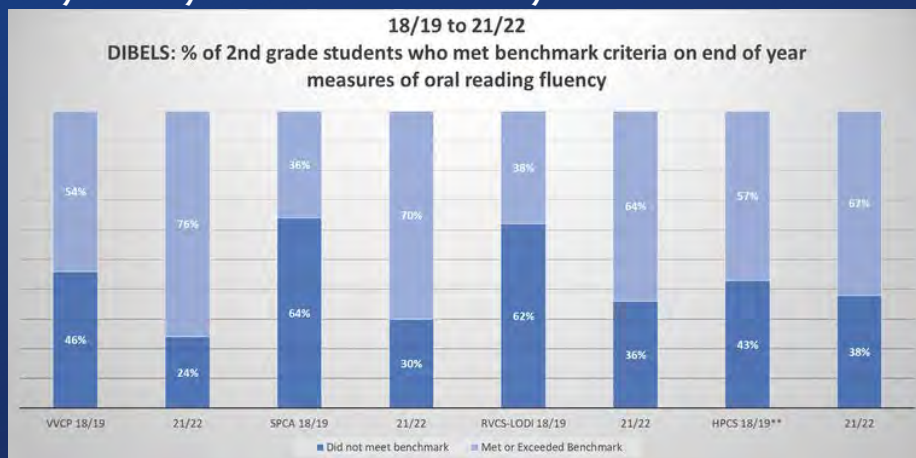


69% of all PCI 2nd grade students met benchmark criteria on end of year measures of oral reading fluency. As shown on the extended Early Literacy Goal Table, PCI students remain strongly on its path!

4-year PCI Early Literacy Goals

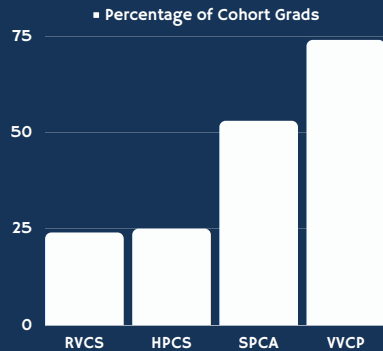
20/21	21/22	22/23	23/24
60% of PCI 2nd grade students will obtain an ORF score at or above the EOY benchmark score as measured by DIBELS.	70% of PCI 2nd grade students will obtain an ORF score at or above the EOY benchmark score as measured by DIBELS.	80% of PCI 2nd grade students will obtain an ORF score at or above the EOY benchmark score as measured by DIBELS.	By the 23/24 school year, 95% of PCI 2nd grade students EOY DIBELS scores will fall above the intensive range.

Early Literacy Performance Review by School



A - G Completion **2**

A - G Completion by School (# of Cohort Graduates Meeting A - G Requirements)



HPCS: 25 / 99 (25%)

RVCS: 24 / 98 (24%)

VVCP : 14 / 19 (74%)

SPCA : 18 / 34 (53%)

3 Academic Intervention Model

The Value of Long - Term Enrollment At PCI

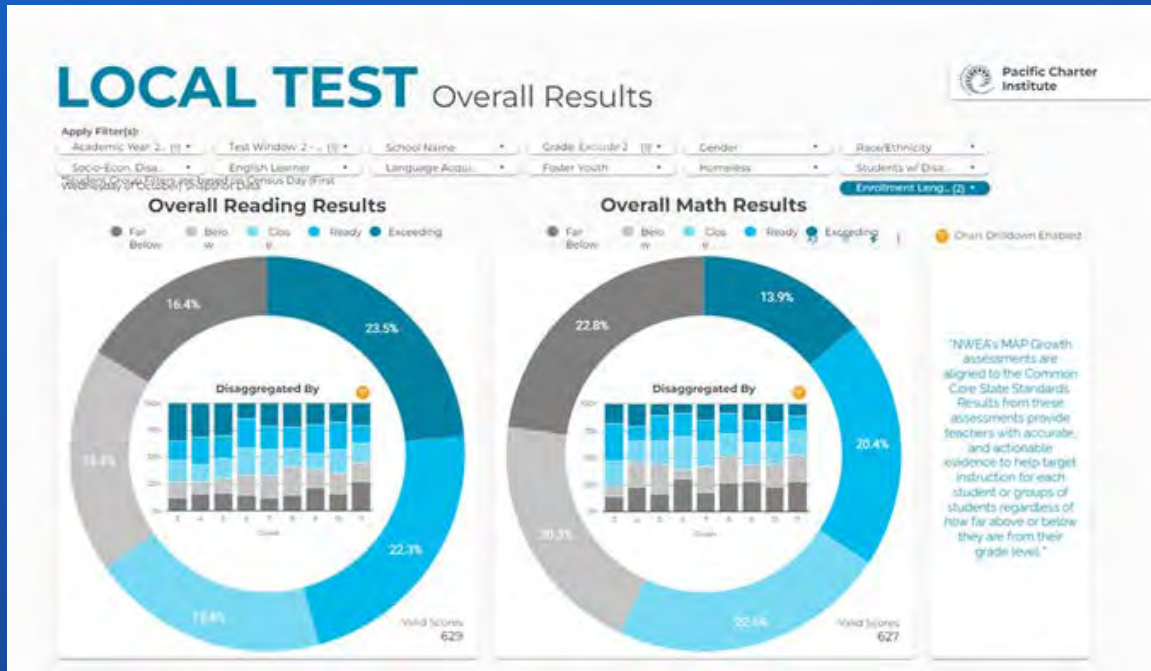
Students that maintain continuous enrollment with a Pacific Charter Institute school show increased academic performance over time. This is a compelling narrative for Pacific Charter Institute's family of schools and the most recent data below indicates this.

Based on the most recent Winter 2022 NWEA - MAP assessments, students that have been enrolled (3 years or longer) with a PCI school performed better than students that have been enrolled for two years or less with a PCI school.

The following graphics display the NWEA - MAP results as they relate to Common Core based assessments. The performance bands are aligned with common statewide assessments, such as CAASPP, and use the descriptors Exceeding, Ready, Close, Below, and Far Below to indicate how well a student may score on statewide Common Core based assessments.

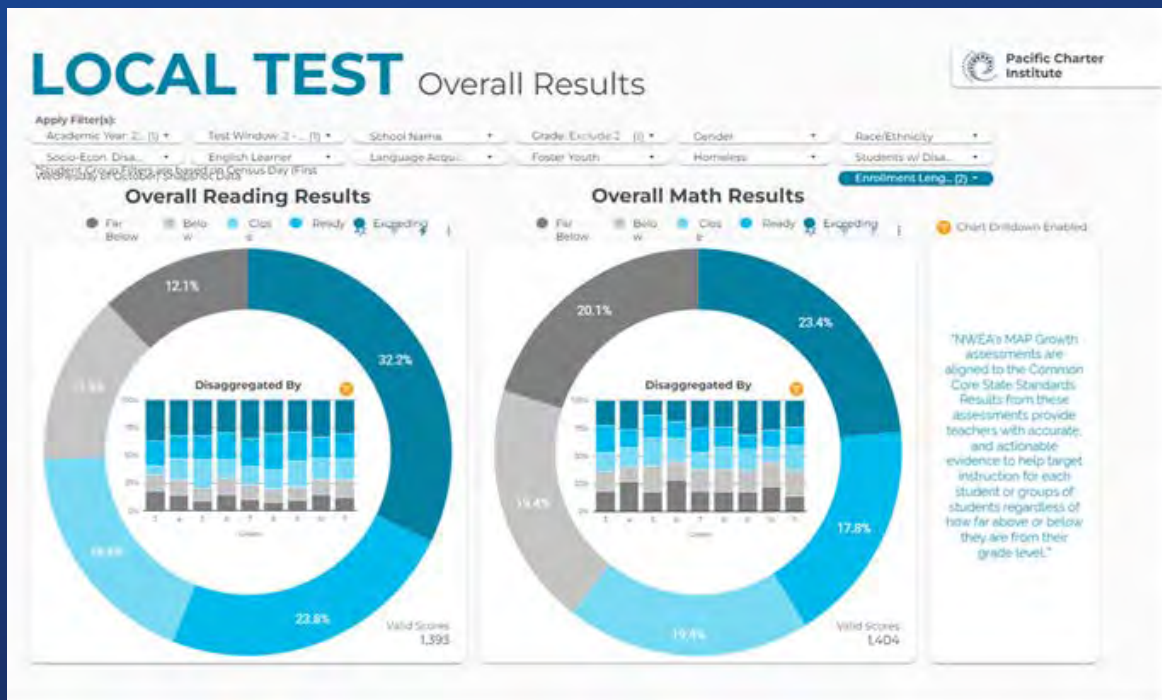
2 Years or Less

All PCI – Student NWEA-MAP Winter Performance: with PCI Schools 2 Years or Less
 Reading: 45.8% Ready or Exceeding; Math: 34.3% Ready or Exceeding

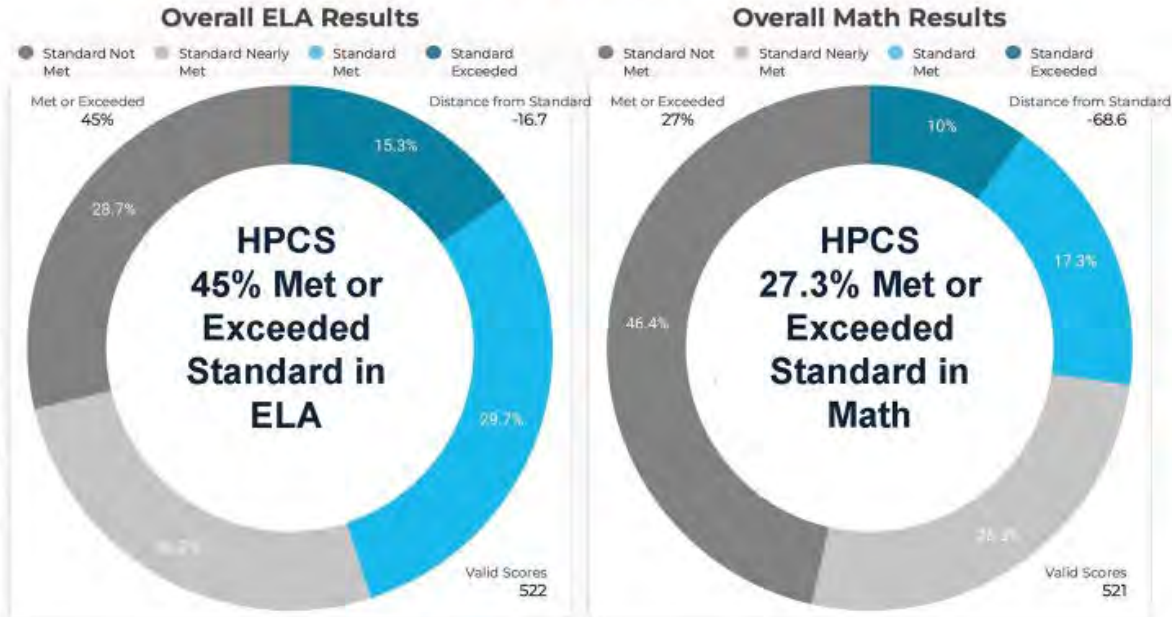


3 Years or More

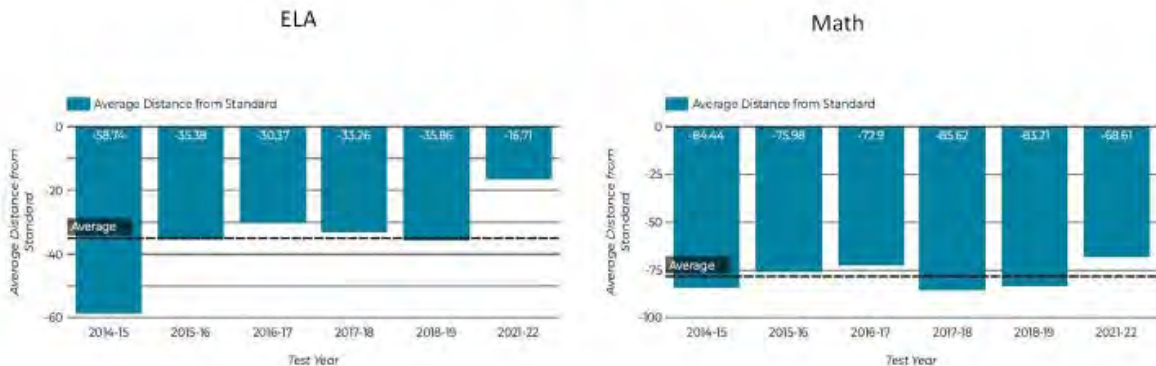
All PCI – Student NWEA-MAP Winter Performance: with PCI Schools 3 Years or Longer
 Reading: 56% Ready or Exceeding; Math: 41.2% Ready or Exceeding



HPCS 21/22 Overall CAASPP Results

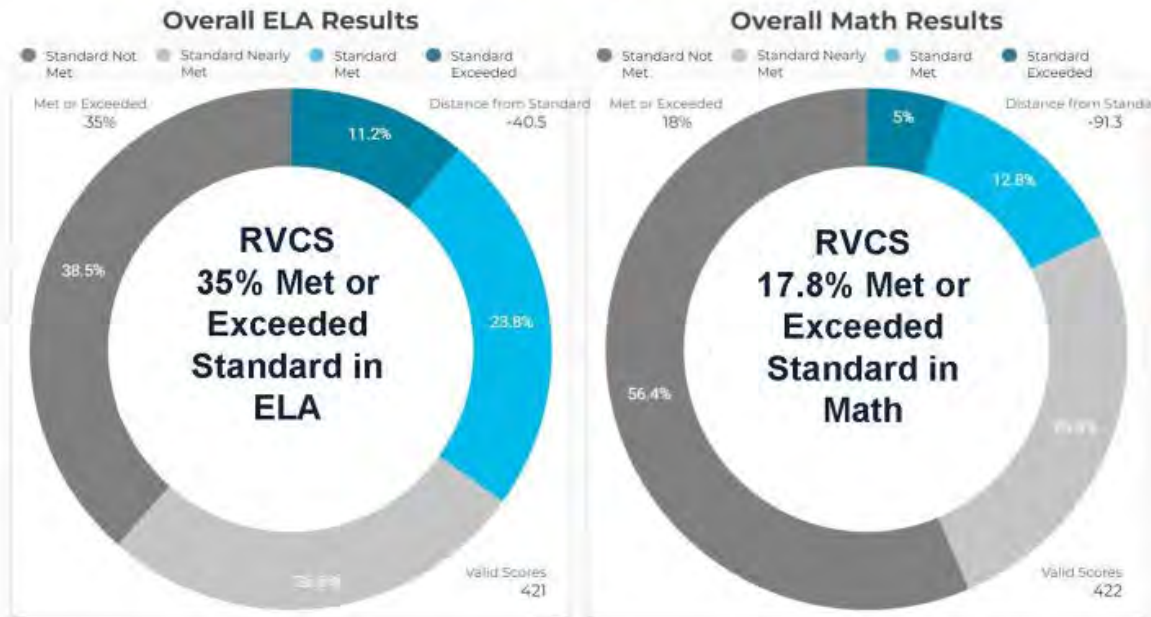


HPCS Distance From Standard Trend Analysis

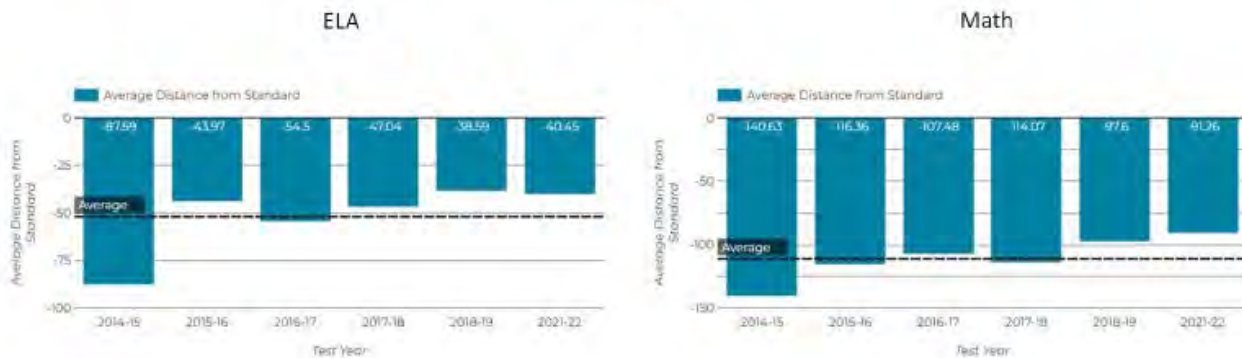


- All grades – Overall Distance From Standard “DFS”**
- The blue graphs indicate the school average DFS.
 - The “zero” line indicates the school average DFS “Met Standard”.

RVCS 21/22 Overall CAASPP Results



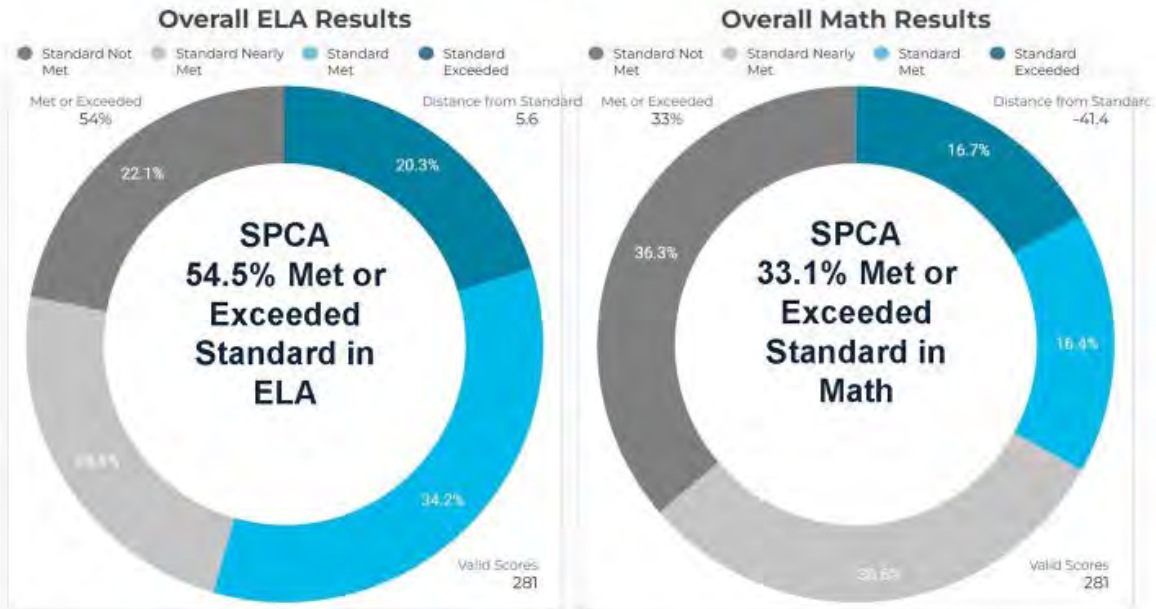
RVCS Distance From Standard Trend Analysis



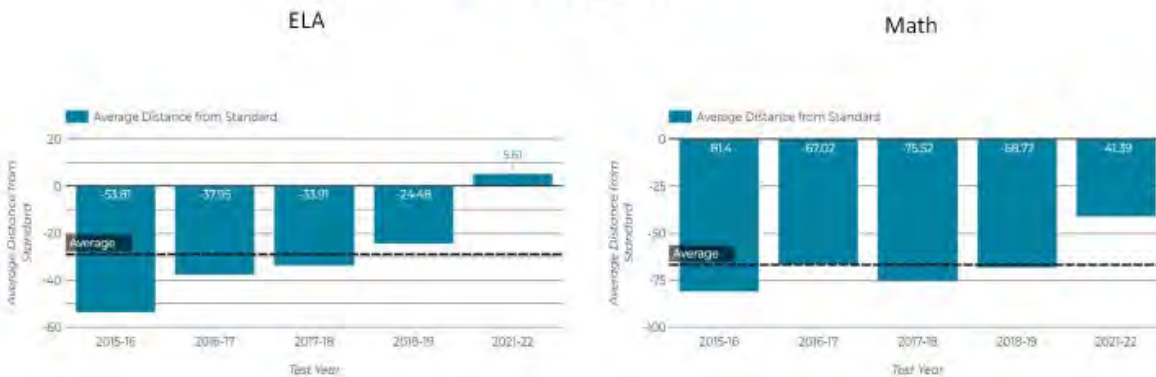
All grades – Overall Distance From Standard “DFS”

- The blue graphs indicate the school average DFS.
- The “zero” line indicates the school average DFS “Met Standard”.

SPCA 21/22 Overall CAASPP Results



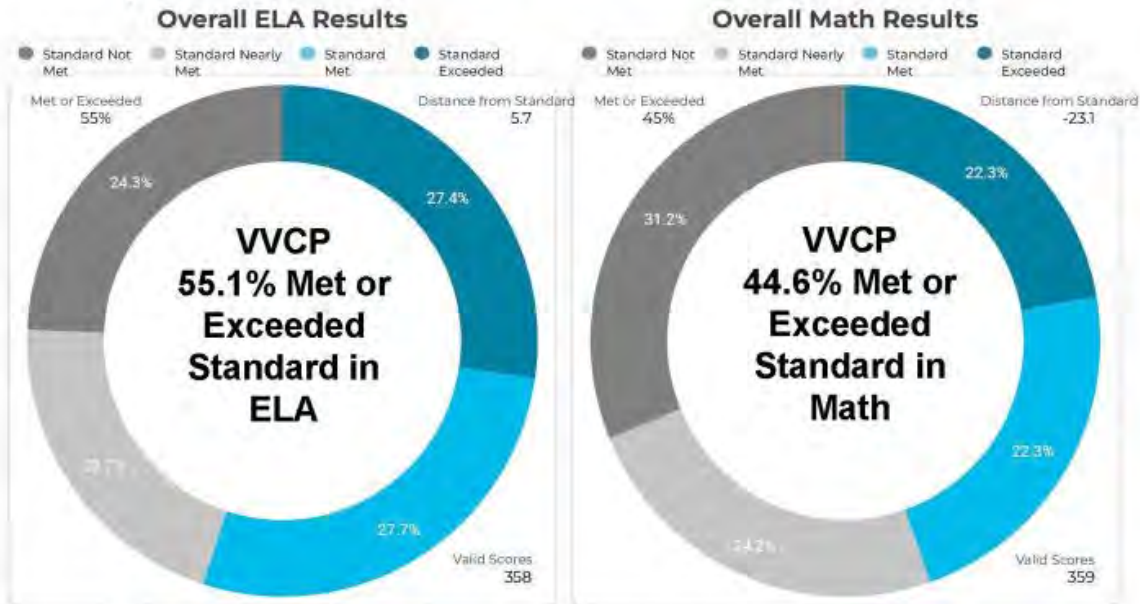
SPCA Distance From Standard Trend Analysis



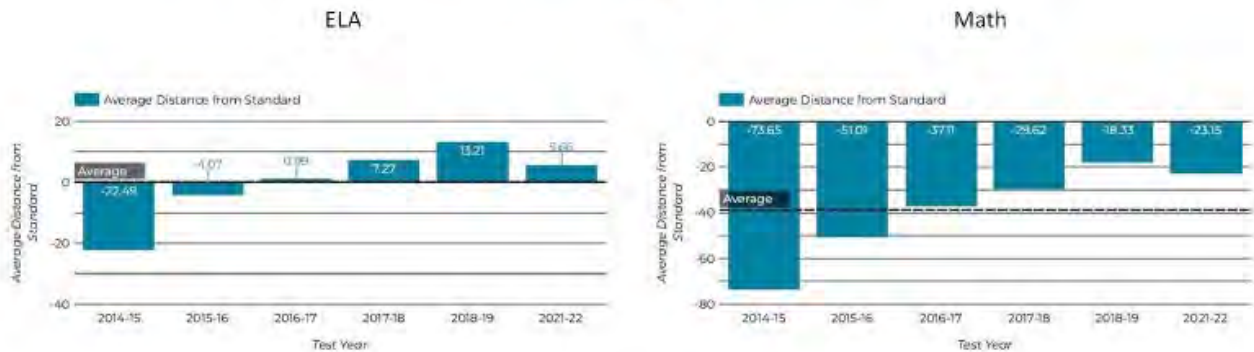
All grades – Overall Distance From Standard “DFS”

- The blue graphs indicate the school average DFS.
- The “zero” line indicates the school average DFS “Met Standard”.

VVCP 21/22 Overall CAASPP Results



VVCP Distance From Standard Trend Analysis



All grades – Overall Distance From Standard “DFS”

- The blue graphs indicate the school average DFS.
- The “zero” line indicates the school average DFS “Met Standard”.



Fiscal Responsibility

Pacific Charter Institute's existing fiscal infrastructure and operational procedures allowed for an effective and efficient transition to the return of in-person activities during 2021-22. The addition of the new Community Partner Coordinator position also aids in the transition to in-person choices for families while increasing student access to educational support. Our business department successfully implemented a new online timekeeping system while performing 29,696 transactions outside of payroll. All of this, plus a clean audit. We call that **PCI Strong!**

\$36.9 Million
ANNUAL BUDGET

\$6.9 Million
EMPLOYEE BENEFITS

\$12.2 Million
RESERVE FUND



29.7K
FINANCIAL TRANSACTIONS
WITH A
Clean Audit

Scholarship Recipients



Scholarship Donors

PCI staff listed below contribute monthly to our scholarship program. Scholarships are awarded by site-based committee selection as well as graduate acceptance into a 4-year college or university. In total, 54 scholarships were given out! Over \$16K were funded from donations made by PCI's own staff members.

Special Appreciation

Dr. Rex Fortune

Barbara Keefer

Judy Miller

Trevor Viegas

Abbott-Aronsen, Bridget

Alfonso, Julie

Aston, Debora

Ball, Joy

Bean, Nancy

Bellecci, Marcella

Bettencourt, Rachel

Bickelmann, Angela

Bird, Jennifer

Blesso, Rebecca

Bradshaw, Laurie

Brayton, Debra

Breakfield, Krista

Breining, Christine

Brook-Ellis, Jennifer

Brown, Angela

Camargo, Vianey

Caputi, Lisa

Carter, Monica

Chao, Jonathan

Chapman, Marguerite

Chatman-Anderson, Rita

Comer, Leanna

Connor, Kristin

Correia, Sandra

Deardorff, Amanda

Diaz, Ruby

Eaton, Shelly

Eberhardt, Amber

Ellis, Michelle

Ferrer, Carla

Fiddy, Catherine

Franco-Matteoli, Danielle

Gettler, Alia

Gomes, Cheryl

Greenhouse, Kimberly

Grill, Marcie

Gunn, Molly

Ham, Sherri

Hines, Althea

Hodgson, Sharron

Ignoffo, Lisa

Johnson, Denise

Jones, Stacie

Karlsrud, Kristin

Keefer, Paul

Leader, Rebecca

Leedy, Leslie

Leonardo, Jodi

Long, Jennifer

Marshall, Heather

Marquiss, Anne-Marie

McClain, Michael

McInerney, Jennifer

McLaughlin, Daniel

Medrano, Isabel

Meyers, Theresa

Mittan, John

Moore, Susan

Munn, Cheantell

Myers, Rebekah

Myers, Theresa

Navarro, Murray

Orio, John

Pattee, Candida

Polk, Lisa

Ribota, Rachelle

Ribota, Timothy

Rodriguez, Julia

Schnase, Luanne

Schneider, Matthew

Semeryuk, Lyudmila

Seva, Amie

Shankarappa, Nicole

Sparrevohn, Loana

Spratling, Christine

Stack, Scott

Stern, Michael

Vernier, Donna

Washington, Czarria

Washington, Kassandra

Wilson, Heidi

Woodbeck, Raymond

Ziccardi, Christine

Zowjah-Malik, Jeri



Partnerships

Advocacy

APlus+

California Charter Schools Association
Carmichael Chamber of Commerce
Charter Schools Development Center
Elk Grove Chamber of Commerce
Greater Arden Chamber of Commerce
Lodi Chamber of Commerce
Rancho Cordova Area Chamber of Commerce
Rancho Cordova Council
Roseville Chamber of Commerce
Rio Linda Elverta Chamber of Commerce
Sacramento Black Chamber of Commerce
Sacramento Hispanic Chamber of Commerce
Sacramento Metro Chamber
Vacaville Chamber of Commerce
West Sacramento Chamber of Commerce
YM&C The Charter Law Firm
Yuba Sutter Chamber of Commerce

Community

AmeriCorps

Alliant International University
California State University Sacramento
Child Abuse Prevention Council of Sacramento
Collins Teen Center
Gilder Lehrman Institute of American History
Golf 4 Kids
International Children's Festival
Lodi Arts Commission
Lodi Unified School District
New Jerusalem Elementary School District
Nuestro School District
Oiled Wildlife Care Network
Rotary Club of Sacramento
Rio Linda Elverta Historical Society
Sacramento County Office of Education
Sacramento Food Bank
San Joaquin County Office of Education
Sutter County Office of Education
Twin Rivers Unified School District

College & Career

Kaiser Permanente

UC Davis

ICEV

American River Community College
Berkeley City College
Chabot College
College of Alameda
College of Marin
Columbia Community College
Contra Costa College
Cosumnes River Community College
De Anza College
Delta Community College
Diablo Valley Community College
Folsom Lake Community College
Laney College
Las Positas College
Los Medanos College
Merritt College
Mission College
Modesto Junior College
Ohlone College
Palomar Collage
Sacramento City College
San Bernardino College
Santa Monica Community College
Santa Rosa College
Sierra College
Solano Community College
West Valley Mission Community College
Woodland Community College
Yuba Community College



Pacific Charter Institute

1401 El Camino Ave., Ste. 510
Sacramento, CA 95815
PacificCharters.org

