

## LCFF Budget Overview for Parents

Local Educational Agency (LEA) Name: Valley View Charter Prep

CDS Code: 39686270129916

School Year: 2026-27

LEA contact information:

Catherine Ward-Mikes

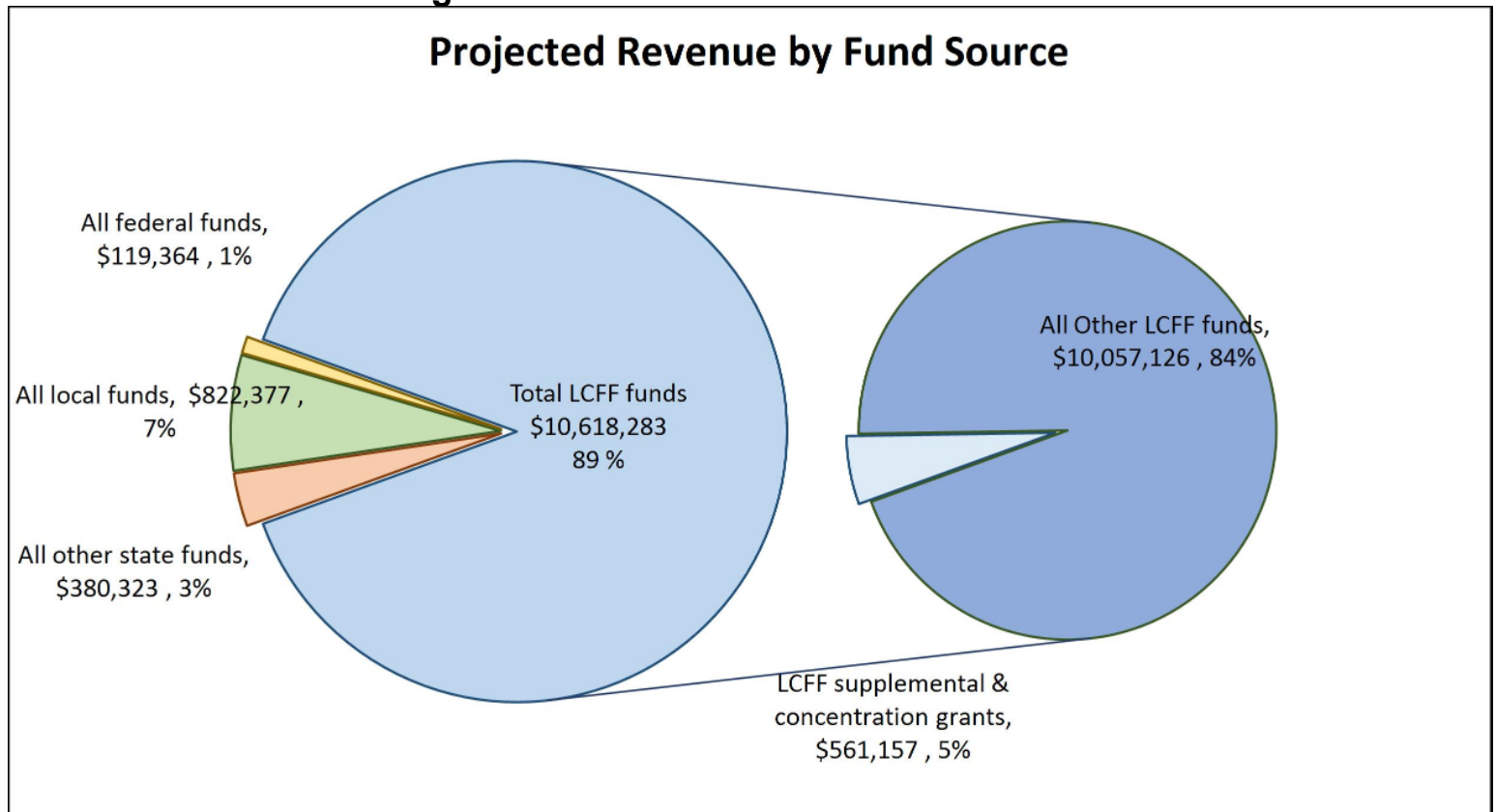
Director Valley View Charter Prep

catherine.wardmikes@pacificcharters.org

209-822-0988

School districts receive funding from different sources: state funds under the Local Control Funding Formula (LCFF), other state funds, local funds, and federal funds. LCFF funds include a base level of funding for all LEAs and extra funding - called "supplemental and concentration" grants - to LEAs based on the enrollment of high needs students (foster youth, English learners, and low-income students).

### Budget Overview for the 2026-27 School Year

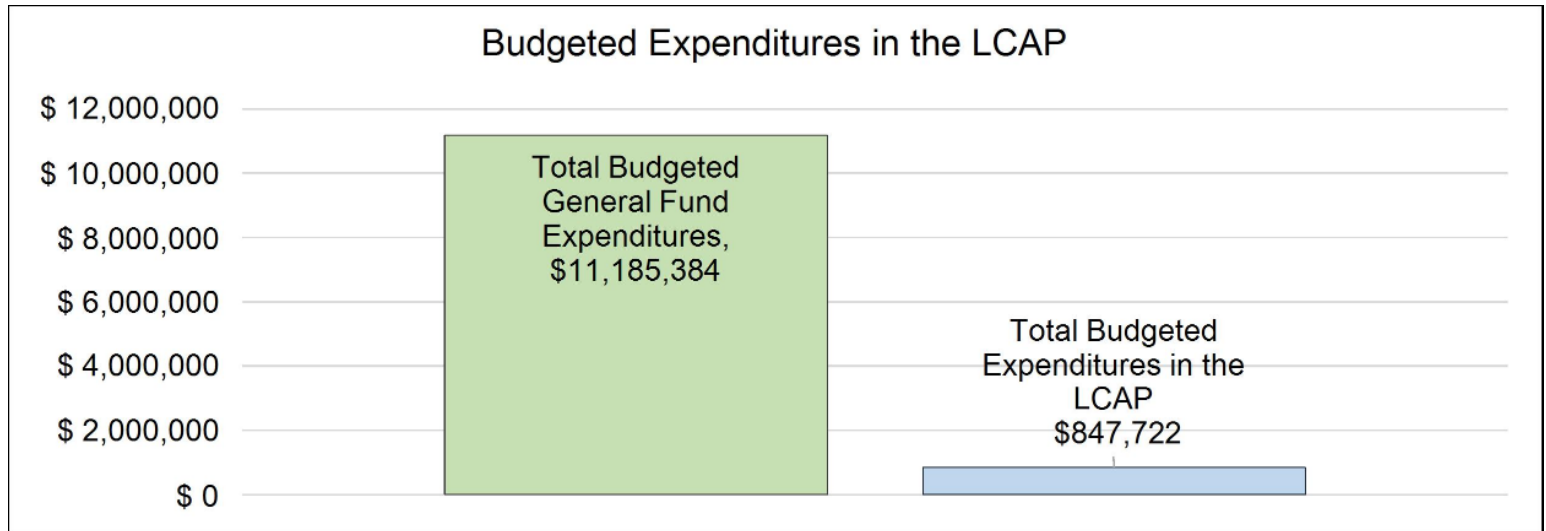


This chart shows the total general purpose revenue Valley View Charter Prep expects to receive in the coming year from all sources.

The text description for the above chart is as follows: The total revenue projected for Valley View Charter Prep is \$11,940,347, of which \$10,618,283 is Local Control Funding Formula (LCFF), \$380,323 is other state funds, \$822,377 is local funds, and \$119,364 is federal funds. Of the \$10,618,283 in LCFF Funds, \$561,157 is generated based on the enrollment of high needs students (foster youth, English learner, and low-income students).

# LCFF Budget Overview for Parents

The LCFF gives school districts more flexibility in deciding how to use state funds. In exchange, school districts must work with parents, educators, students, and the community to develop a Local Control and Accountability Plan (LCAP) that shows how they will use these funds to serve students.



This chart provides a quick summary of how much Valley View Charter Prep plans to spend for 2026-27. It shows how much of the total is tied to planned actions and services in the LCAP.

The text description of the above chart is as follows: Valley View Charter Prep plans to spend \$11,185,384 for the 2026-27 school year. Of that amount, \$847,722.00 is tied to actions/services in the LCAP and \$10,337,662 is not included in the LCAP. The budgeted expenditures that are not included in the LCAP will be used for the following:

The General Fund Budget Expenditures for the school year that are not included in the Local Control and Accountability Plan (LCAP) typically encompass various operational expenses and costs that are not specifically allocated or required to be reported under the LCAP framework. These expenditures may include:

**Administrative Costs:** This category covers expenses related to administrative staff salaries, benefits, and office supplies. It includes the salaries of district administrators, such as the superintendent, assistant superintendents, and administrative support personnel.

**Facility Maintenance and Operations:** These expenses involve the upkeep, repair, and maintenance of school facilities, including buildings, grounds, and equipment. It encompasses costs for cleaning services, repairs, renovations, utilities, security, and insurance.

**Food Services:** The costs associated with providing meals and snacks to students, including purchasing food and staff wages.

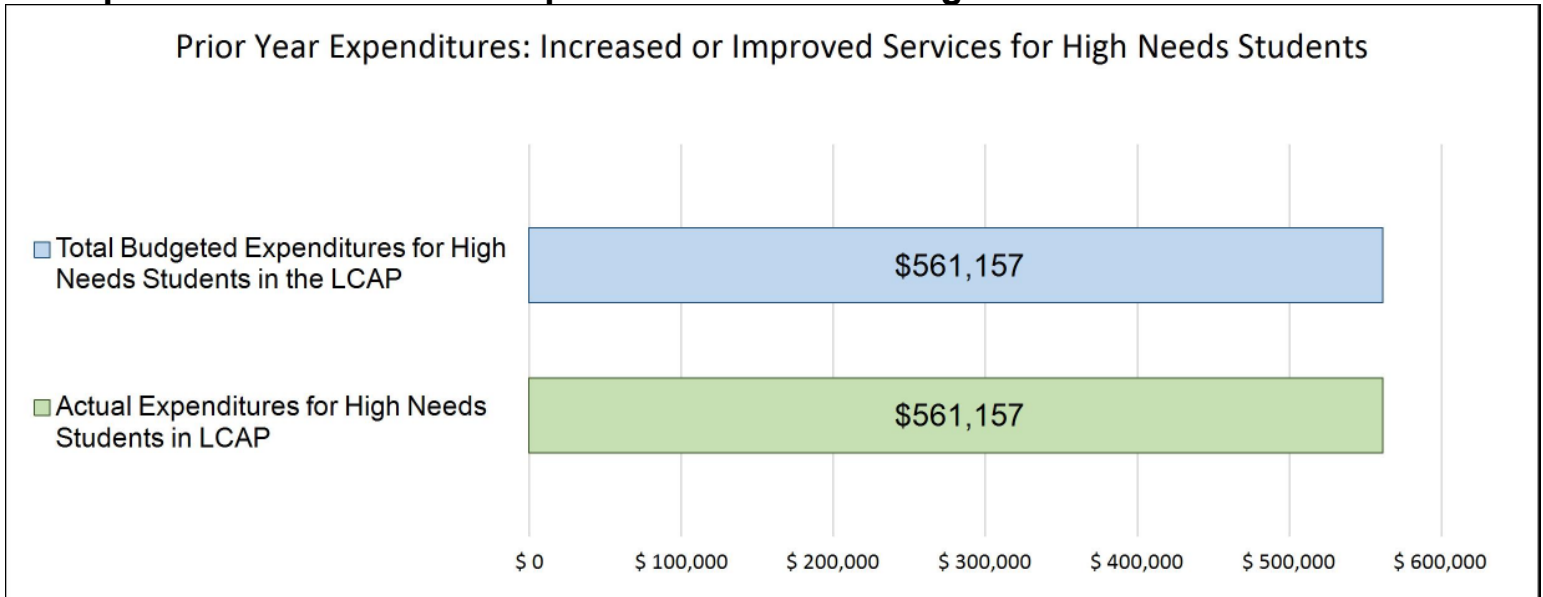
It's important to note that while these expenditures may not be included in LCAP, they are still important components of the overall budget to ensure the effective functioning and operation of the school district.

## Increased or Improved Services for High Needs Students in the LCAP for the 2026-27 School Year

In 2026-27, Valley View Charter Prep is projecting it will receive \$561,157 based on the enrollment of foster youth, English learner, and low-income students. Valley View Charter Prep must describe how it intends to increase or improve services for high needs students in the LCAP. Valley View Charter Prep plans to spend \$561,157.00 towards meeting this requirement, as described in the LCAP.

# LCFF Budget Overview for Parents

## Update on Increased or Improved Services for High Needs Students in 2025-26



This chart compares what Valley View Charter Prep budgeted last year in the LCAP for actions and services that contribute to increasing or improving services for high needs students with what Valley View Charter Prep estimates it has spent on actions and services that contribute to increasing or improving services for high needs students in the current year.

The text description of the above chart is as follows: In 2025-26, Valley View Charter Prep's LCAP budgeted \$561,157.00 for planned actions to increase or improve services for high needs students. Valley View Charter Prep actually spent \$561,157.00 for actions to increase or improve services for high needs students in 2025-26.



## Local Control and Accountability Plan

The instructions for completing the Local Control and Accountability Plan (LCAP) follow the template.

Local Educational Agency (LEA) Name	Contact Name and Title	Email and Phone
Valley View Charter Prep	Catherine Ward-Mikes Director Valley View Charter Prep	catherine.wardmikes@pacificcharters.org 209-822-0988

## Plan Summary [2026-27]

### General Information

A description of the LEA, its schools, and its students in grades transitional kindergarten–12, as applicable to the LEA. LEAs may also provide information about their strategic plan, vision, etc.

**Introduction:** Valley View Charter Prep is authorized by the New Jerusalem Elementary School District. The school was authorized in January 2014 and began serving students in August 2014 with a current enrollment of 715 students. The school operates as an independent study charter program serving TK-12 grades in a personalized learning model. The school is governed by the Pacific Charter Institute (a non-profit) Board of Directors, accredited by the Western Association of Schools and Colleges (WASC) and is an active member of California Charter Schools Association and Charter School Development Center.

**Demographic Snapshot VVCP Spring of 2026:**

- 9% Special education
- 6% African American,
- 19% Hispanic
- 38% Socio-economically disadvantaged
- 3% ELL

Consistently, these specific subgroups are the target of our school-wide learning goals for our Local Control Accountability Plan, WASC and individual Site Plan.

**Vision:** Developing educated individuals who will spread the wealth of knowledge worldwide in a meaningful way.

**Mission:** Valley View Charter Prep empowers students to take charge of their education by connecting their individual needs and interests to a rigorous learning plan, creating responsible citizens, critical problem-solvers, and lifelong learners.

**Goals:**

The following strategic focuses align with the Vision and Mission of Valley View Charter Prep:

1. Create excellence for every student through the school Mission Statement.
2. Student retention and loyalty based on customer-driven quality.
3. Enhance operational performance through capacity, sustainable and flexibility to serve students
4. Build the strength of the school through knowledge sharing and high expectations from each staff member.
5. Increase VVCP's visibility and contributions to education through partnerships and sharing of best practices.

Valley View Charter Prep is a single charter school that is utilizing their LCAP as their SPSA. Required components and how these are met are detailed below:

Administer a comprehensive needs assessment for the entire school, addressed in the LCAP Reflections section. Evaluate and monitor the SPSA implementation and goal progress, detailed in the Measuring and Reporting Results and/or Goal Analysis sections.

The Valley View ELAC has elected to have the School Site Council assume the duties of the ELAC.

Set goals to improve pupil outcomes and address identified student group needs, completed in the LCAP's Goals and Actions section.

Propose expenditures based on resource allocation to address needs assessment findings, identifying resource inequities and including federally funded actions in the Total Expenditures Table.

Annually evaluate the SWP's implementation and results using state assessments and other academic indicators, revising the plan as necessary to ensure continuous improvement.

Ensure parental involvement in planning, reviewing, and improving the SWP, as included in the Engaging Educational Partners section of the LCAP.

Submitting the LCAP to the SELPA before board approval

Sharing the LCAP with parents and allowing for written comment before board approval.

## Reflections: Annual Performance

A reflection on annual performance based on a review of the California School Dashboard (Dashboard) and local data.

During the reporting cycle, the school implemented actions and services focused on strengthening core instruction, expanding Tier II and Tier III intervention supports, increasing progress monitoring cycles, and maintaining designated and integrated English Language Development (ELD) instruction. Professional development emphasized differentiated instruction, standards alignment, and data-informed decision-making. Data team meetings were conducted to review benchmark and formative assessment results, and targeted supports were provided for Students with Disabilities, Socioeconomically Disadvantaged students, and English Learners.

Overall, implementation fidelity remained strong, particularly in ELA intervention systems and structured literacy supports. Math intervention structures were implemented, though refinement is needed to ensure consistent acceleration for all identified student groups.

A description of the overall effectiveness of the actions and services to achieve the articulated goal as measured by the LEA.

The actions and services were effective in maintaining strong overall academic performance and producing gains in several student groups.

In English Language Arts (ELA), overall proficiency increased to 69%, representing a 5 percentage point gain. Students with Disabilities improved to 52% meeting or exceeding standards (+5 percentage points), and Socioeconomically Disadvantaged students increased from 63% to 65%. These outcomes indicate that targeted supports, structured interventions, and progress monitoring systems were effective in supporting growth.

In mathematics, overall proficiency increased modestly to 60%. While this reflects stability in core math instruction, subgroup results were mixed. Socioeconomically Disadvantaged students maintained a 48% proficiency rate, indicating consistent performance. However, Students with Disabilities declined from 39% to 25%, signaling that math-specific interventions did not produce the anticipated level of acceleration.

English Learner outcomes present variability. EL students maintained a 0% met or exceeded rate in ELA and declined from 25% to 20% in mathematics. It is important to note that this reflects a very small student group in which individual performance significantly impacts overall percentages. Nevertheless, the data indicates that academic supports for EL students require strengthening.

English language development results show that 100% of EL students maintained their ELPI levels in both years. While this reflects consistency in designated and integrated ELD instruction, the absence of advancement suggests that current strategies are not yet accelerating English language acquisition at the desired rate.

Overall, actions were effective in sustaining high schoolwide performance and generating gains in ELA; however, they were less effective in accelerating outcomes for Students with Disabilities in mathematics and English Learners in both content areas.

A description of any changes made to the planned goal, metrics, desired outcomes, or actions and services to achieve the articulated goal.

Based on the analysis of effectiveness, the school will refine and intensify actions to better support student groups demonstrating variability or decline.

For mathematics, intervention structures will be strengthened for Students with Disabilities through increased small-group instruction, clearer Tier II and Tier III entry and exit criteria, and targeted professional development focused on differentiated math instruction and Universal Design for Learning strategies.

For English Learners, the school will strengthen the alignment between designated ELD and core academic instruction to ensure language development translates into measurable proficiency gains. Academic language supports will be embedded more intentionally in ELA and mathematics instruction, and progress monitoring frequency will increase for EL students performing below benchmark.

To promote advancement on the ELP, the school will implement instructional strategies specifically designed to accelerate English language acquisition rather than maintain current performance levels.

Additionally, subgroup-focused data monitoring cycles will be increased to ensure earlier identification of trends and more timely instructional adjustments, particularly in small cohorts where individual performance significantly impacts reported outcomes.

These refinements are designed to maintain strong overall academic performance while accelerating growth for identified student groups and ensuring continued progress toward increased proficiency in ELA and mathematics.

No resource disparities have been identified among subgroups at Valley View Charter Prep. All students receive equal funding, and additional academic support services are provided through supplemental and federal funds.

Measures are in place to ensure equitable access to educational resources, including technology, internet connectivity via hotspots, and essential school supplies, particularly for homeless, foster youth, and financially disadvantaged students.

In response to these findings, Valley View Charter Prep committed to implementing targeted interventions, professional development programs, and collaborative initiatives to address the identified needs comprehensively. Through a concerted effort involving stakeholders, educators, and the wider community, we aim to foster an inclusive learning environment that empowers all students to thrive academically and beyond.

Remaining LBERG funds will be utilized during the 2027-2028 school year.

**Reflections: Technical Assistance**

As applicable, a summary of the work underway as part of technical assistance.

NA

**Comprehensive Support and Improvement**

An LEA with a school or schools eligible for comprehensive support and improvement must respond to the following prompts.

**Schools Identified**

A list of the schools in the LEA that are eligible for comprehensive support and improvement.

None

**Support for Identified Schools**

A description of how the LEA has or will support its eligible schools in developing comprehensive support and improvement plans.

Not applicable

**Monitoring and Evaluating Effectiveness**

A description of how the LEA will monitor and evaluate the plan to support student and school improvement.

Not applicable

# Engaging Educational Partners

A summary of the process used to engage educational partners in the development of the LCAP.

School districts and county offices of education must, at a minimum, consult with teachers, principals, administrators, other school personnel, local bargaining units, parents, and students in the development of the LCAP.

Charter schools must, at a minimum, consult with teachers, principals, administrators, other school personnel, parents, and students in the development of the LCAP.

An LEA receiving Equity Multiplier funds must also consult with educational partners at schools generating Equity Multiplier funds in the development of the LCAP, specifically, in the development of the required focus goal for each applicable school.

Educational Partner(s)	Process for Engagement
Teachers	Twice monthly meetings
Principals	Twice monthly meetings
Classified staff	Twice monthly meetings
Parents	Surveyed twice per year
Students	Surveyed twice per year
Parent Advisory Council	Zoom meetings monthly

A description of how the adopted LCAP was influenced by the feedback provided by educational partners.

During our meetings with educational partners, we shared the LCAP goals, student data, and proposed actions. Feedback from our partners (2026-2027) included:

1. Parents appreciate the increased writing instruction and resources
2. Parents enjoy the increased field days and field trips.
3. Parents would appreciate less surveys. Every effort will be made to decrease the amount of surveys in the 2026-2027 school year.
6. Parents value Parent Square as a communication tool.

This feedback has led to continuing the goals and actions of the present LCAP for academics, parent engagement, increased enrichment activities, and communication.

In June 2026 the Director responded in writing to the PAC's recommendations.

# Goals and Actions

## Goal

Goal #	Description	Type of Goal
1	Enhance student performance outcomes and achievement through targeted interventions and comprehensive support systems (Pupil Outcomes).	Broad Goal

State Priorities addressed by this goal.

- Priority 1: Basic (Conditions of Learning)
- Priority 2: State Standards (Conditions of Learning)
- Priority 4: Pupil Achievement (Pupil Outcomes)
- Priority 8: Other Pupil Outcomes (Pupil Outcomes)

An explanation of why the LEA has developed this goal.

The school developed this academic achievement goal following a comprehensive review of CAASPP results, English Learner Progress Indicator (ELPI) data, and stakeholder input gathered during the LCAP development process.

In English Language Arts (ELA), 69% of students in grades 3–8 and 11 met or exceeded standards on the Smarter Balanced assessments, representing a 5 percentage point increase from the prior year. Subgroup performance reflects continued strength in several areas. Students with Disabilities increased to 52% meeting or exceeding standards, a 5 percentage point gain, indicating the positive impact of targeted supports and intervention strategies. Socioeconomically Disadvantaged (SED) students also demonstrated improvement, increasing from 63% to 65% meeting or exceeding standards.

However, English Learner (EL) students maintained a 0% met or exceeded rate in ELA. Although this reflects a very small student group in which individual performance can significantly impact reported outcomes, the data indicates a continued need for intensified academic and language-integrated instructional supports to improve ELA proficiency for EL students.

In mathematics, 60% of students met or exceeded standards, reflecting a modest 1 percentage point increase from the prior year. While overall proficiency remained strong, subgroup data highlights areas of concern. Students with Disabilities declined from 39% to 25% meeting or exceeding standards, indicating a need to strengthen math intervention and specialized instructional supports. Socioeconomically Disadvantaged (SED) students maintained a 48% met or exceeded rate, demonstrating stability but limited acceleration. English Learner proficiency in mathematics decreased from 25% to 20%. As with ELA, this represents a very small cohort where results may be disproportionately influenced by individual student performance; however, the decline warrants focused review and strengthened supports.

English language development data reflects stability. One hundred percent (100%) of English Learner students maintained their ELPI levels in both 2023–2024 and 2024–2025. While maintaining performance levels demonstrates consistency in designated and integrated ELD instruction, the lack of advancement suggests an opportunity to further accelerate English language acquisition and ensure stronger alignment between language development and academic achievement.

Although overall proficiency rates in ELA and mathematics remain comparatively strong, subgroup variability and areas of decline—particularly for Students with Disabilities in mathematics and English Learners in both content areas—indicate the need to prioritize sustained academic growth and gap reduction. Stakeholder feedback emphasized the importance of continued academic rigor and equitable outcomes for all student groups.

As a result, the school developed this academic achievement goal to increase overall student proficiency in ELA and mathematics, strengthen targeted interventions for identified student groups, and ensure that language development supports translate into measurable academic gains.

Progress will be monitored through the following assessment tools:

- California Assessment of Student Performance and Progress (CAASPP)
- Measures of Academic Progress (MAP)
- mCLASS assessments in reading and math for grades K-2
- English Learner Progress Indicator (ELPI)

These metrics will guide instructional decisions and ensure continuous improvement across grade levels and student populations.

## Measuring and Reporting Results

Metric #	Metric	Baseline	Year 1 Outcome	Year 2 Outcome	Target for Year 3 Outcome	Current Difference from Baseline
1.1	CAASPP	ELA DFS +23.1 Math DFS -6.6	ELA DFS +35.3 Math DFS +21.6	ELA DFS +42.4 Math DFS +22.4	Increase DFS in ELA and math.	ELA +19.3 Math +29
1.2	MAP	ELA 79% met or exceeded proficiency Math 61% met or exceeded proficiency	ELA 85% met or exceeded proficiency Math 72% met or exceeded proficiency	ELA 83% met or exceeded proficiency Math 75% met or exceeded proficiency	Increase percentage of students meet or exceeding proficiency	ELA +4% Math +14%
1.3	mClass Reading (DIBELS 8th Edition)	Spring 2024: 92% of second grade students met the ORF benchmark.	Spring 2025: 78% of second grade students met the ORF benchmark.	Spring 2026: 75% of second grade students met the ORF benchmark.	All 2nd grade cohort students at Valley View Charter Prep will improve toward benchmark status	Spring 2026, -17% of second grade students meeting ORF benchmark.

Metric #	Metric	Baseline	Year 1 Outcome	Year 2 Outcome	Target for Year 3 Outcome	Current Difference from Baseline
1.4	mClass-math	Spring 2024 mClass EOY benchmark: K-56% 1st-48% 2nd-48%	Spring 2025 mClass EOY benchmark: K-71% 1st-63% 2nd-51%	Spring 2026 mClass EOY benchmark: K-94% 1st-83% 2nd-90%	All students at Valley View Charter Prep will improve toward benchmark status as measured by end-of-year local measures (such as mClass) by 2026-2027.	Spring 2026 mClass EOY benchmark: K, +38% 1st, +35% 2nd, +42%
1.5	ELPI	91.7% progressing towards English Language Proficiency.	100% of the nine ELL students maintained their level of English Proficiency. This is an improvement over the previous school year when 8.3% of students decreased at least one ELPI level.	100% of the nine ELL students maintained their level of English Proficiency.	Increase the percentage of students progressing towards English Language Proficiency	The testing group sample is too small to compare % of students progressing towards English Language Proficiency.

## Goal Analysis [2025-26]

An analysis of how this goal was carried out in the previous year.

A description of overall implementation, including any substantive differences in planned actions and actual implementation of these actions, and any relevant challenges and successes experienced with implementation.

The implementation of the LCAP aligned with the written plan, with the exception of the K-2 teacher not being hired. Upon review, it was determined that the existing Valley View teachers were better suited to effectively implement the necessary interventions.

An explanation of material differences between Budgeted Expenditures and Estimated Actual Expenditures and/or Planned Percentages of Improved Services and Estimated Actual Percentages of Improved Services.

There are no substantive differences between budgeted expenditures and estimated actual expenditures and/or planned percentages of improved services and estimated actual percentages of improved services.

A description of the effectiveness or ineffectiveness of the specific actions to date in making progress toward the goal.

The actions and services implemented during the reporting cycle demonstrated overall effectiveness in maintaining and, in several areas, improving student academic performance; however, subgroup data indicates areas requiring targeted refinement.

In English Language Arts (ELA), overall proficiency increased by 5 percentage points to 69% of students meeting or exceeding standards. Students with Disabilities improved by 5 percentage points to 52%, and Socioeconomically Disadvantaged (SED) students increased from 63% to 65%. These gains suggest that core instructional practices, targeted interventions, and progress monitoring systems were effective in supporting student growth.

However, English Learner (EL) students maintained a 0% met or exceeded rate in ELA. While this reflects a very small cohort in which individual student performance significantly impacts reported outcomes, the data indicates that current academic supports for EL students have not yet translated into measurable proficiency gains on CAASPP.

In mathematics, overall proficiency increased modestly from 59% to 60%, reflecting stability in core math instruction. SED students maintained a 48% met or exceeded rate, indicating consistent outcomes. However, Students with Disabilities declined from 39% to 25%, signaling that math-specific interventions and differentiated supports did not produce the expected level of acceleration. Additionally, EL proficiency in mathematics declined from 25% to 20%. Although this represents a small student group where results may be disproportionately influenced by individual performance, the decline indicates a need for strengthened math and academic language supports.

English language development results show that 100% of EL students maintained their ELPI levels in both 2023–2024 and 2024–2025. While maintaining levels demonstrates consistency in designated and integrated ELD instruction, the lack of advancement suggests that actions were not fully effective in accelerating English language acquisition.

Overall, the school's actions were effective in sustaining strong schoolwide performance and producing gains for several student groups; however, they were not fully effective in accelerating outcomes for Students with Disabilities in mathematics or for English Learners in both academic proficiency and language advancement.

A description of any changes made to the planned goal, metrics, target outcomes, or actions for the coming year that resulted from reflections on prior practice.

Based on the effectiveness analysis, the school will implement the following modifications to strengthen academic growth and subgroup outcomes:

1. Intensify Mathematics Supports for Students with Disabilities  
Refine Tier II and Tier III math intervention structures.  
Increase structured small-group instruction aligned to priority standards.  
Provide targeted professional development in differentiated math instruction and Universal Design for Learning (UDL) strategies.
  2. Strengthen Academic Supports for English Learners  
Increase integration of academic language objectives into ELA and mathematics instruction.  
Expand structured opportunities for writing, discourse, and problem-solving using language scaffolds.  
Increase frequency of progress monitoring for EL students performing below benchmark.
  3. Accelerate English Language Development  
Implement strategies designed to promote advancement on the ELPI rather than maintenance of current levels.  
Provide professional development focused on accelerating language acquisition and connecting ELD standards to grade-level rigor.
  4. Enhance Data Monitoring and Accountability  
Increase the frequency of subgroup-focused data team reviews.  
Utilize formative and benchmark data to make mid-year instructional adjustments.  
Monitor small-cohort performance trends to ensure timely intervention when individual student performance significantly impacts overall outcomes.
- These modifications are designed to maintain strong overall academic performance while accelerating growth for student groups demonstrating variability or decline, ensuring continued progress toward increased proficiency in ELA and mathematics.

**A report of the Total Estimated Actual Expenditures for last year's actions may be found in the Annual Update Table. A report of the Estimated Actual Percentages of Improved Services for last year's actions may be found in the Contributing Actions Annual Update Table.**

## Actions

Action #	Title	Description	Total Funds	Contributing
1.1	Increased Instructional Support	Hybrid class offerings to allow for in-person and virtual students, Direct Instruction Program, curriculum, tutoring, lead teachers, curriculum experts, instructional coaches, and single subject teachers.	\$300,000.00	Yes

Action #	Title	Description	Total Funds	Contributing
<b>1.2</b>	Targeted Interventions	Common core aligned interventions and progress monitoring.	\$157,421.00	Yes
<b>1.4</b>	Services to EL Students	Addition of an EL The English Learner (EL) Support Teacher who will provide teachers and/or students with direct intensive instructional support services including research based effective strategies and interventions. Further enhancements to the English Learner (EL) instructional approach will include a combination of whole-group and one-on-one instruction, tailored to meet students' individual proficiency levels. Instruction will be differentiated based on students' abilities and targeted across all language domains to ensure comprehensive language development.	\$22,121.00	Yes

# Goals and Actions

## Goal

Goal #	Description	Type of Goal
2	Valley View Charter Prep will increase engagement and connectedness with stakeholders by offering regular park days, field trips, and a mobile lending library to increase student and family connectedness.	Broad Goal

State Priorities addressed by this goal.

- Priority 3: Parental Involvement (Engagement)
- Priority 5: Pupil Engagement (Engagement)
- Priority 6: School Climate (Engagement)

An explanation of why the LEA has developed this goal.

According to the 2023-2024 end-of-year parent survey, 81 % indicated they were satisfied, indicating an overall positive sentiment , 78% felt informed when making an educational choice affecting their child, 81% are confident that VV meets the needs of their child, and 86% feel that the school communicates with them regularly. However, these figures underscore the potential for growth in strengthening connections with families, especially in the aftermath of the pandemic.

Valley View students spring survey results were positive as well, with 84% reporting overall satisfaction, 80% reporting it is easy to use online tools, 75% feel they know how to get help on assignments, and an astounding 100% expressing happiness at being enrolled at VV.

Enhancing opportunities for families to participate in in-person school activities will be crucial for fostering increased satisfaction and facilitating additional avenues for supporting the social and emotional well-being of both students and families.

## Measuring and Reporting Results

Metric #	Metric	Baseline	Year 1 Outcome	Year 2 Outcome	Target for Year 3 Outcome	Current Difference from Baseline
2.1	Parent Survey	81 % indicated they were satisfied, indicating an overall positive sentiment , 78% felt informed when making an educational choice affecting their	82 % indicated they were satisfied, indicating an overall positive sentiment, 79% felt informed when making an	81% indicated they were satisfied, indicating an overall positive sentiment, 75% felt informed when making an	90 % overall positive sentiment , 90% feel informed when making an educational choice affecting their	Overall satisfaction, no change Informed of Educational Choices, -3%

Metric #	Metric	Baseline	Year 1 Outcome	Year 2 Outcome	Target for Year 3 Outcome	Current Difference from Baseline
		child, 81% are confident that VV meets the needs of their child, and 86% feel that the school communicates with them regularly.	educational choice affecting their child, 84% are confident that VV meets the needs of their child, and 85% feel that the school communicates with them regularly.	educational choice affecting their child, 78% are confident that VV meets the needs of their child, and 91% feel that the school communicates with them regularly.	child, 90% are confident that VV meets the needs of their child, and 90% feel that the school communicates with them regularly.	Child's learning needs, -3% Communication, +5%
2.2	Student Survey	84% reporting overall satisfaction, 80% reporting it is easy to use online tools, 75% feel they know how to get help on assignments, and 100% expressing happiness at being enrolled at VV.	In the most recent survey in February/March of 2025 75% reporting overall satisfaction, 74% reporting it is easy to use online tools, 75% feel they know how to get help on assignments, and 70% expressing happiness at being enrolled at VV.	In the most recent survey in March of 2026 88% reporting overall satisfaction, 100% reporting it is easy to use online tools, 75% feel they know how to get help on assignments, and 100% expressing happiness at being enrolled at VV.	Student satisfaction scores are very high at Valley View, the three year target is 90% satisfaction in all areas. While this is lower than the current 100% expressing happiness at enrollment at Valley View it is a sustainable goal.	Overall satisfaction, +4% Ease of using online tools, +20% Help for assignments, +25 Happiness at being enrolled, no change
2.3	Number of Stakeholder Engagement activities per month.	Approximately one stakeholder engagement activity per month.	At least one large stakeholder engagement activity, such as curriculum fairs or field trips has been scheduled each month of the 2024-2025 school year.	2.5 stakeholder activities per month.	Valley View will support four stakeholder engagement activities per month.	An increase of 1.5 activities per month.

## Goal Analysis [2025-26]

An analysis of how this goal was carried out in the previous year.

A description of overall implementation, including any substantive differences in planned actions and actual implementation of these actions, and any relevant challenges and successes experienced with implementation.

There were no substantive differences in planned actions and actual implementation of these actions.

An explanation of material differences between Budgeted Expenditures and Estimated Actual Expenditures and/or Planned Percentages of Improved Services and Estimated Actual Percentages of Improved Services.

There were no material differences between Budgeted Expenditures and Estimated Actual Expenditures.

A description of the effectiveness or ineffectiveness of the specific actions to date in making progress toward the goal.

While the impact of specific actions on parent and student survey metrics has been modest, Valley View continues to demonstrate strong overall satisfaction levels among both groups, remaining well within reach of the established targets. Notably, participation in the student survey saw a significant increase — a positive indicator of increased engagement.

A description of any changes made to the planned goal, metrics, target outcomes, or actions for the coming year that resulted from reflections on prior practice.

Valley View is committed to strengthening collaboration with parents throughout the 2025–2026 school year. Planned efforts include expanding opportunities for field trips and field days, as well as enhancing logistical planning to ensure more enriching and well-organized experiences for students. The implementation of Parent Square will also facilitate planning for events. Valley View has also signed an MOU with Mount Diablo Unified which will allow VVCP students to participate in that district's sporting programs.

**A report of the Total Estimated Actual Expenditures for last year's actions may be found in the Annual Update Table. A report of the Estimated Actual Percentages of Improved Services for last year's actions may be found in the Contributing Actions Annual Update Table.**

## Actions

Action #	Title	Description	Total Funds	Contributing
2.1	Park Days, Enrichment Activities, and Field Trips	Students and families will engage in activities outside of their typical school experience to increase school engagement for all age groups, with an emphasis on building the high school community. Valley View park days are designed to be inclusive of all subgroups and populations, providing an opportunity for parents and students to connect, share experiences, find common interests, and support one another through enrichment groups. With permission, VV will facilitate connections among parents of gifted and	\$103,053.00	Yes

Action #	Title	Description	Total Funds	Contributing
		talented, twice-exceptional, and neuro-divergent children, creating opportunities for resource sharing, friendship introductions, and comfort in exploring new experiences. These experiences are part of the transition plans for SWD students.		
<b>2.2</b>	Mobile Lending Library	Maintenance and upkeep of the mobile lending library used to support students with academic and enrichment activities, curriculum and technology, mobile small group classes and assessment opportunities.	\$10,000.00	Yes

# Goals and Actions

## Goal

Goal #	Description	Type of Goal
3	Develop and implement professional learning opportunities for both staff and families to enhance teaching and learning, in addition to improving parent access to resources on the school website.	Broad Goal

State Priorities addressed by this goal.

- Priority 3: Parental Involvement (Engagement)
- Priority 4: Pupil Achievement (Pupil Outcomes)
- Priority 6: School Climate (Engagement)

An explanation of why the LEA has developed this goal.

Provide ongoing support, networking opportunities, and resources to promote parent success in increasing student achievement. Special focus low-income and special education families in understanding the online tools and student management system so that they can better support their student(s) at home. Parents and staff have requested that the school website should be organized by type of resource, and should include curriculums, cheat sheets for parents, video shorts on topics such as college, concurrent enrollment welcome to homeschool how to log in to academic programs, contact list, and community resources.

## Measuring and Reporting Results

Metric #	Metric	Baseline	Year 1 Outcome	Year 2 Outcome	Target for Year 3 Outcome	Current Difference from Baseline
3.2	Parent Surveys	81 % indicated they were satisfied, indicating an overall positive sentiment, 78% felt informed when making an educational choice affecting their child, 81% are confident that VV meets the needs of their child, and 86% feel that the school	82 % indicated they were satisfied, indicating an overall positive sentiment, 79% felt informed when making an educational choice affecting their child, 84% are confident that VV meets the needs of	81% indicated they were satisfied, indicating an overall positive sentiment, 75% felt informed when making an educational choice affecting their child, 78% are confident that VV meets the needs of	90 % overall positive sentiment, 90% feel informed when making an educational choice affecting their child, 90% are confident that VV meets the needs of their child, and 90% feel that the	Overall satisfaction, no change Informed of Educational Choices, -3% Child's learning needs, -3% Communication, +5%

Metric #	Metric	Baseline	Year 1 Outcome	Year 2 Outcome	Target for Year 3 Outcome	Current Difference from Baseline
		communicates with them regularly.	their child, and 85% feel that the school communicates with them regularly.	their child, and 91% feel that the school communicates with them regularly.	school communicates with them regularly.	
3.3	CAASPP	ELA DFS +23.1 Math DFS -6.6	ELA DFS +35.3 Math DFS +21.6	ELA DFS +42.4 Math DFS +22.4	Increase DFS in ELA and math.	ELA +19.3 Math +29
3.4	MAP	ELA 79% meeting or exceeding proficiency Math 61% meeting or exceeding proficiency	ELA 85% met or exceeded proficiency Math 72% met or exceeded proficiency	ELA 83% met or exceeded proficiency Math 75% met or exceeded proficiency	An increase in the percentage of students meeting or exceeding proficiency	ELA +4% Math +14%
3.5	mClass reading (DIBELS 8th Edition)	Spring 2024: 92% of second grade students met the ORF benchmark.	Spring 2025: 78% of second grade students met the ORF benchmark.	Spring 2026: 75% of second grade students met the ORF benchmark.	All 2nd grade cohort students at Valley View Charter Prep will improve toward benchmark status in ORF as measured by end-of-year local measures (such as DIBELS) by 2026-2027.	Spring 2026 -17% of second grade students meeting ORF benchmark.
3.6	mClass-math	Spring 2024 mClass EOY benchmark: K-56% 1st-48% 2nd-48%	Spring 2025 mClass EOY benchmark: K-71% 1st-63% 2nd-51%	Spring 2026 mClass EOY benchmark: K-94% 1st-93% 2nd-90%	All students at Valley View Charter Prep will improve toward benchmark status as measured by end-of-year local measures (such as mClass) by 2026-2027.	Spring 2026 mClass EOY benchmark: K, +38% 1st, +45% 2nd, +42%

Metric #	Metric	Baseline	Year 1 Outcome	Year 2 Outcome	Target for Year 3 Outcome	Current Difference from Baseline
3.7	ELPI	91.7% of EL students progressing towards English Language Proficiency	100% of the nine ELL students maintained their level of English Proficiency. This is an improvement over the previous school year when 8.3% of students decreased at least one ELPI level.	100% of the nine ELL students maintained their level of English Proficiency.	In increase in the percentage of students progressing towards English Language Proficiency.	The testing group sample is too small to compare % of students progressing towards English Language Proficiency.

### Goal Analysis [2025-26]

An analysis of how this goal was carried out in the previous year.

A description of overall implementation, including any substantive differences in planned actions and actual implementation of these actions, and any relevant challenges and successes experienced with implementation.

There were no substantive differences in planned actions and actual implementation of these actions.

An explanation of material differences between Budgeted Expenditures and Estimated Actual Expenditures and/or Planned Percentages of Improved Services and Estimated Actual Percentages of Improved Services.

There were no material differences between Budgeted Expenditures and Estimated Actual Expenditures.

A description of the effectiveness or ineffectiveness of the specific actions to date in making progress toward the goal.

Content workshops for parents and expanded professional development opportunities have positively impacted the majority of academic performance metrics. One area identified for further growth is the percentage of second-grade students meeting the Oral Reading Fluency (ORF) benchmark, which saw a slight decline. Parent survey results reflect a high level of satisfaction with Valley View, and to further strengthen communication with families and stakeholders, the school will implement ParentSquare in the 2025–2026 school year. This enhanced communication platform is expected to support continued progress and help bring results closer to the target for Metric 3.2.

A description of any changes made to the planned goal, metrics, target outcomes, or actions for the coming year that resulted from reflections on prior practice.

There are not planned changes to the goal, metrics, target outcomes, or actions for the coming year other than the addition of Parent Square to facilitate communication. Upon reflection it was decided that increased communication could be met through Parent Square in addition to website maintenance, therefore Action 3.2 was re-named Communication Methods.

**A report of the Total Estimated Actual Expenditures for last year's actions may be found in the Annual Update Table. A report of the Estimated Actual Percentages of Improved Services for last year's actions may be found in the Contributing Actions Annual Update Table.**

## Actions

Action #	Title	Description	Total Funds	Contributing
3.1	Content Area Workshops for Parents	Subject matter experts will implement regular parent trainings to increase academic achievement by students.	\$1,000.00	Yes
3.2	Communication Methods	Communication methods such as website maintenance and Parent Square will be utilized to facilitate and improve communication between all stakeholders.	\$5,000.00	Yes
3.3	Professional Development	Valley View Charter Prep will provide professional development opportunities. These opportunities aim to enhance educators' understanding and application of research-based best practices in early literacy, ELL, math, and special education practice. These professional learning opportunities are designed to empower teachers and support staff, fostering a greater sense of self-efficacy in delivering effective instruction. Professional Development is also offered through the El Dorado Charter SELPA, including topics such as Teacher Academy, Leadership Academy, School Psychologist Academy, Administrative Designee Training, CPI Non Violent Crisis Intervention Training, Verbal De-Escalation Strategies Training, Para-Educator training, Transition 101, Note Taking Training, and SEIS Training.	\$193,512.00	Yes

# Goals and Actions

## Goal

Goal #	Description	Type of Goal
4	Valley View Charter Prep will consistently increase its percentage of graduates prepared for college and career.	Focus Goal

State Priorities addressed by this goal.

- Priority 4: Pupil Achievement (Pupil Outcomes)
- Priority 7: Course Access (Conditions of Learning)
- Priority 8: Other Pupil Outcomes (Pupil Outcomes)

An explanation of why the LEA has developed this goal.

The annual increase in the percentage of high school graduates who are prepared for college or career is a significant performance metric. The following measures are authorized as indicative of college or career readiness:

- Completion of Career Technical Education Pathway
- Attainment of satisfactory scores on Grade 11 Smarter Balanced Summative Assessments in English Language Arts and mathematics
- Successful completion of Advanced Placement Exams
- Enrollment in College Credit Courses (formerly known as Dual Enrollment)
- Fulfillment of the a-g requirements
- Acquisition of the State Seal of Biliteracy

## Measuring and Reporting Results

Metric #	Metric	Baseline	Year 1 Outcome	Year 2 Outcome	Target for Year 3 Outcome	Current Difference from Baseline
4.1	California CCI Dashboard Indicator	76.9% of graduates are prepared for college or career.	70% of the 2023-2024 class graduated as prepared for college or career.	70% of the 2023-2024 class graduated as prepared for college or career.	A year over year increase of college and career ready graduates	A -6.9% decrease in students graduating as college and career ready.

## Goal Analysis [2025-26]

An analysis of how this goal was carried out in the previous year.

A description of overall implementation, including any substantive differences in planned actions and actual implementation of these actions, and any relevant challenges and successes experienced with implementation.

There were no substantive differences in planned actions and actual implementation of these actions.

An explanation of material differences between Budgeted Expenditures and Estimated Actual Expenditures and/or Planned Percentages of Improved Services and Estimated Actual Percentages of Improved Services.

There were no material differences between Budgeted Expenditures and Estimated Actual Expenditures.

A description of the effectiveness or ineffectiveness of the specific actions to date in making progress toward the goal.

The actions and services implemented to support college and career readiness at Valley View Charter Prep were effective in maintaining strong performance on the College and Career Indicator (CCI).

The percentage of graduates meeting CCI “Prepared” criteria was maintained at 70% in both 2023–2024 and 2024–2025. Sustaining this level of performance reflects consistent implementation of college and career readiness strategies, including A–G course completion monitoring, Career Technical Education (CTE) pathways, academic counseling supports, and individualized graduation planning.

Maintaining a high percentage of students meeting Prepared criteria indicates that systems for transcript review, early identification of students not on track, and structured postsecondary planning are functioning effectively. The stability of outcomes suggests that students continue to have equitable access to qualifying CCI measures and that support structures are sufficient to sustain performance at a strong level.

While results were maintained rather than increased, sustaining a 70% Prepared rate demonstrates that current actions are effectively supporting college and career readiness. The school will continue refining these strategies to further expand access and seek incremental growth in future reporting cycles.

A description of any changes made to the planned goal, metrics, target outcomes, or actions for the coming year that resulted from reflections on prior practice.

Given that Valley View Charter Prep maintained a strong 70% of graduates meeting College and Career Indicator (CCI) “Prepared” criteria in both 2023–2024 and 2024–2025, the school will continue implementation of current actions while making strategic refinements to promote incremental growth and ensure equitable access across student groups.

The following adjustments will be implemented for 2025–2026:

1. Increase Early Monitoring of College and Career Readiness

Begin structured transcript and A–G completion reviews earlier in high school to proactively identify students not yet on track to meet Prepared criteria.  
 Implement quarterly progress checks to monitor completion of CCI qualifying measures.

- Expand Access to Dual Enrollment and CTE Pathways  
 Explore additional course offerings and partnership opportunities to increase the number of students earning transferable college credit or completing Career Technical Education (CTE) pathways.  
 Provide enhanced enrollment support to reduce barriers to participation.
- Strengthen Targeted Counseling Supports  
 Increase individualized college and career planning meetings beginning in grade 10.  
 Provide focused outreach to students not yet meeting CCI Prepared criteria to ensure they understand available qualifying options.
- Improve Equity and Participation Monitoring  
 Analyze participation data disaggregated by student group, including Socioeconomically Disadvantaged students, English Learners, and Students with Disabilities.  
 Implement targeted outreach and academic support strategies where participation gaps are identified.

These refinements are designed to build upon the effectiveness of current systems, maintain strong performance, and position the school for incremental increases in CCI Prepared status in future Dashboard reporting cycles.

**A report of the Total Estimated Actual Expenditures for last year's actions may be found in the Annual Update Table. A report of the Estimated Actual Percentages of Improved Services for last year's actions may be found in the Contributing Actions Annual Update Table.**

**Actions**

Action #	Title	Description	Total Funds	Contributing
4.1	Academic Counseling	Academic Counselor to advise on A-G courses and to build the high school community. The Academic Counselor will collaborate with the special education staff to ensure that procedures and transition plans for SWD's are part of the ongoing process to ensure that this population is college and career ready.	\$45,615.00	Yes
4.2	CTE, Dual Enrollment	Expand options and opportunity for CTE and Dual Enrollment	\$10,000.00	Yes



# Goals and Actions

## Goal

Goal #	Description	Type of Goal
5		

State Priorities addressed by this goal.

An explanation of why the LEA has developed this goal.

## Measuring and Reporting Results

Metric #	Metric	Baseline	Year 1 Outcome	Year 2 Outcome	Target for Year 3 Outcome	Current Difference from Baseline

### Goal Analysis [2025-26]

An analysis of how this goal was carried out in the previous year.

A description of overall implementation, including any substantive differences in planned actions and actual implementation of these actions, and any relevant challenges and successes experienced with implementation.

An explanation of material differences between Budgeted Expenditures and Estimated Actual Expenditures and/or Planned Percentages of Improved Services and Estimated Actual Percentages of Improved Services.

A description of the effectiveness or ineffectiveness of the specific actions to date in making progress toward the goal.

A description of any changes made to the planned goal, metrics, target outcomes, or actions for the coming year that resulted from reflections on prior practice.

--

**A report of the Total Estimated Actual Expenditures for last year's actions may be found in the Annual Update Table. A report of the Estimated Actual Percentages of Improved Services for last year's actions may be found in the Contributing Actions Annual Update Table.**

## **Actions**

Action #	Title	Description	Total Funds	Contributing
----------	-------	-------------	-------------	--------------

# Increased or Improved Services for Foster Youth, English Learners, and Low-Income Students [2026-27]

Total Projected LCFF Supplemental and/or Concentration Grants	Projected Additional 15 percent LCFF Concentration Grant
\$561,157	\$

## Required Percentage to Increase or Improve Services for the LCAP Year

Projected Percentage to Increase or Improve Services for the Coming School Year	LCFF Carryover — Percentage	LCFF Carryover — Dollar	Total Percentage to Increase or Improve Services for the Coming School Year
6.954%	0.000%	\$0.00	6.954%

The Budgeted Expenditures for Actions identified as Contributing may be found in the Contributing Actions Table.

## Required Descriptions

### LEA-wide and Schoolwide Actions

For each action being provided to an entire LEA or school, provide an explanation of (1) the unique identified need(s) of the unduplicated student group(s) for whom the action is principally directed, (2) how the action is designed to address the identified need(s) and why it is being provided on an LEA or schoolwide basis, and (3) the metric(s) used to measure the effectiveness of the action in improving outcomes for the unduplicated student group(s).

Goal and Action #	Identified Need(s)	How the Action(s) Address Need(s) and Why it is Provided on an LEA-wide or Schoolwide Basis	Metric(s) to Monitor Effectiveness
1.1	<p><b>Action:</b> Increased Instructional Support</p> <p><b>Need:</b> SED students' performance on MAP and CAASPP was lower than that of the overall student group.</p> <p><b>Scope:</b></p>	Increased instructional resources will support academic achievement for all student groups.	CAASPP, MAP, DIBELS, mClass, ELPI

Goal and Action #	Identified Need(s)	How the Action(s) Address Need(s) and Why it is Provided on an LEA-wide or Schoolwide Basis	Metric(s) to Monitor Effectiveness
1.2	<p>LEA-wide</p> <p><b>Action:</b> Targeted Interventions</p> <p><b>Need:</b> SED students' performance on MAP and CAASPP was lower than that of the overall student group.</p> <p><b>Scope:</b> LEA-wide</p>	<p>Increased instructional resources will support academic achievement for all groups.</p>	<p>CAASPP, MAP, DIBELS, mClass, ELPI</p>
2.1	<p><b>Action:</b> Park Days, Enrichment Activities, and Field Trips</p> <p><b>Need:</b> SED students reported lower values of school connectedness.</p> <p><b>Scope:</b> LEA-wide</p>	<p>All students will benefit from more enrichment and extra-curricular activities.</p>	<p>Parent and students surveys, attendance at school sponsored events.</p>
2.2	<p><b>Action:</b> Mobile Lending Library</p> <p><b>Need:</b> Access to resources are more difficult for SED and EL families.</p> <p><b>Scope:</b> LEA-wide</p>	<p>Increasing access to curriculum and other instructional materials will increase engagement.</p>	<p>Parent and Student Surveys</p>

Goal and Action #	Identified Need(s)	How the Action(s) Address Need(s) and Why it is Provided on an LEA-wide or Schoolwide Basis	Metric(s) to Monitor Effectiveness
3.1	<p><b>Action:</b> Content Area Workshops for Parents</p> <p><b>Need:</b> Increase achievement in ELA, math, and ELPI for SED students.</p> <p><b>Scope:</b> LEA-wide</p>	Workshops for parents will increase their confidence and ability to teach all children.	Parent surveys and academic indicators
3.2	<p><b>Action:</b> Communication Methods</p> <p><b>Need:</b> Increase achievement in ELA, math, and ELPI for unduplicated pupils.</p> <p><b>Scope:</b> LEA-wide</p>	Easier access to teaching resources will enhance student learning. and provide great social connectedness.	Parent Surveys and Academic metrics
3.3	<p><b>Action:</b> Professional Development</p> <p><b>Need:</b> Professional Development will enable teachers to better meet the needs of VV unduplicated pupils.</p> <p><b>Scope:</b> LEA-wide</p>	Improved Educator skills will benefit all students.	Academic indicators.
4.1	<p><b>Action:</b> Academic Counseling</p>	Counselor support needed to ensure that all high school students participate in college and/or career ready activities.	Dashboard CCI Indicator

Goal and Action #	Identified Need(s)	How the Action(s) Address Need(s) and Why it is Provided on an LEA-wide or Schoolwide Basis	Metric(s) to Monitor Effectiveness
	<p><b>Need:</b> SED and EL students need more counselor support.</p> <p><b>Scope:</b> LEA-wide</p>		
4.2	<p><b>Action:</b> CTE, Dual Enrollment</p> <p><b>Need:</b> SED and EL students need to be aware of all opportunities available to them.</p> <p><b>Scope:</b> LEA-wide</p>	Increased CTE and dual enrollment options will allow students a wider range of opportunities.	CCI

### Limited Actions

For each action being solely provided to one or more unduplicated student group(s), provide an explanation of (1) the unique identified need(s) of the unduplicated student group(s) being served, (2) how the action is designed to address the identified need(s), and (3) how the effectiveness of the action in improving outcomes for the unduplicated student group(s) will be measured.

Goal and Action #	Identified Need(s)	How the Action(s) are Designed to Address Need(s)	Metric(s) to Monitor Effectiveness
1.4	<p><b>Action:</b> Services to EL Students</p> <p><b>Need:</b> ELA Performance on CAASPP, MAP, and ELPI.</p> <p><b>Scope:</b></p>	Increased instructional support implemented to increase EL academic achievement.	CAASPP and ELPI

Goal and Action #	Identified Need(s)	How the Action(s) are Designed to Address Need(s)	Metric(s) to Monitor Effectiveness
	Limited to Unduplicated Student Group(s)		

For any limited action contributing to meeting the increased or improved services requirement that is associated with a Planned Percentage of Improved Services in the Contributing Summary Table rather than an expenditure of LCFF funds, describe the methodology that was used to determine the contribution of the action towards the proportional percentage, as applicable.

NA

### Additional Concentration Grant Funding

A description of the plan for how the additional concentration grant add-on funding identified above will be used to increase the number of staff providing direct services to students at schools that have a high concentration (above 55 percent) of foster youth, English learners, and low-income students, as applicable.

Valley View, with an unduplicated percentage of 31% does not receive a concentration grant or the concentration grant add-on so this is not applicable.

Staff-to-student ratios by type of school and concentration of unduplicated students	Schools with a student concentration of 55 percent or less	Schools with a student concentration of greater than 55 percent
Staff-to-student ratio of classified staff providing direct services to students	0:669	
Staff-to-student ratio of certificated staff providing direct services to students	28.3:669	

## 2026-27 Total Planned Expenditures Table

LCAP Year		1. Projected LCFF Base Grant (Input Dollar Amount)	2. Projected LCFF Supplemental and/or Concentration Grants (Input Dollar Amount)	3. Projected Percentage to Increase or Improve Services for the Coming School Year (2 divided by 1)	LCFF Carryover — Percentage (Input Percentage from Prior Year)	Total Percentage to Increase or Improve Services for the Coming School Year (3 + Carryover %)											
Totals		8,069,594	561,157	6.954%	0.000%	6.954%											
Totals		LCFF Funds	Other State Funds	Local Funds	Federal Funds	Total Funds	Total Personnel	Total Non-personnel	Total Non-personnel								
Totals		\$561,157.00	\$286,565.00	\$0.00	\$0.00	\$847,722.00	\$453,909.00	\$393,813.00									
Goal #	Action #	Action Title	Student Group(s)	Contributing to Increased or Improved Services?	Scope	Unduplicated Student Group(s)	Location	Time Span	Total Personnel	Total Non-personnel	LCFF Funds	Other State Funds	Local Funds	Federal Funds	Total Funds	Total Personnel	Planned Percentage of Improved Services
1	1.1	Increased Instructional Support	English Learners Foster Youth Low Income	Yes	LEA-wide	English Learners Foster Youth Low Income	All Schools	Ongoing	\$300,000.00	\$0.00	\$300,000.00				\$300,000.00		
1	1.2	Targeted Interventions	English Learners Foster Youth Low Income	Yes	LEA-wide	English Learners Foster Youth Low Income	All Schools	Ongoing	\$0.00	\$157,421.00	\$157,421.00				\$157,421.00		
1	1.4	Services to EL Students	English Learners	Yes	Limited to Unduplicated Student Group(s)	English Learners	All Schools	Ongoing	\$22,121.00	\$0.00	\$22,121.00				\$22,121.00		
2	2.1	Park Days, Enrichment Activities, and Field Trips	English Learners Foster Youth Low Income	Yes	LEA-wide	English Learners Foster Youth Low Income	All Schools	Ongoing	\$86,173.00	\$16,880.00	\$10,000.00	\$93,053.00			\$103,053.00		
2	2.2	Mobile Lending Library	English Learners Foster Youth Low Income	Yes	LEA-wide	English Learners Foster Youth Low Income	All Schools	Ongoing	\$0.00	\$10,000.00	\$10,000.00				\$10,000.00		
3	3.1	Content Area Workshops for Parents	English Learners Foster Youth Low Income	Yes	LEA-wide	English Learners Foster Youth Low Income	All Schools	Ongoing	\$0.00	\$1,000.00	\$1,000.00				\$1,000.00		
3	3.2	Communication Methods	English Learners Foster Youth Low Income	Yes	LEA-wide	English Learners Foster Youth Low Income	All Schools	Ongoing	\$0.00	\$5,000.00	\$5,000.00				\$5,000.00		
3	3.3	Professional Development	English Learners Foster Youth Low Income	Yes	LEA-wide	English Learners Foster Youth Low Income	All Schools	Ongoing	\$0.00	\$193,512.00	\$193,512.00				\$193,512.00		

Goal #	Action #	Action Title	Student Group(s)	Contributing to Increased or Improved Services?	Scope	Unduplicated Student Group(s)	Location	Time Span	Total Personnel	Total Non-personnel	LCFF Funds	Other State Funds	Local Funds	Federal Funds	Total Funds	Planned Percentage of Improved Services
4	4.1	Academic Counseling	English Learners Foster Youth Low Income	Yes	LEA-wide	English Learners Foster Youth Low Income	All Schools 9-12	Ongoing	\$45,615.00	\$0.00	\$45,615.00				\$45,615.00	
4	4.2	CTE, Dual Enrollment	English Learners Foster Youth Low Income	Yes	LEA-wide	English Learners Foster Youth Low Income	All Schools 9-12	Ongoing	\$0.00	\$10,000.00	\$10,000.00				\$10,000.00	

# 2026-27 Contributing Actions Table

1. Projected LCFF Base Grant	2. Projected LCFF Supplemental and/or Concentration Grants	3. Projected Percentage Increase or Improve Services for the Coming School Year (2 divided by 1)	LCFF Carryover — Percentage (Percentage from Prior Year)	Total Percentage to Increase or Improve Services for the Coming School Year (3 + Carryover %)	4. Total Planned Contributing Expenditures (LCFF Funds)	5. Total Planned Percentage of Improved Services (%)	Planned Percentage to Increase or Improve Services for the Coming School Year (4 divided by 1, plus 5)	Totals by Type	Total LCFF Funds
8,069,594	561,157	6.954%	0.000%	6.954%	\$561,157.00	0.000%	6.954 %	<b>Total:</b>	\$561,157.00
								<b>LEA-wide Total:</b>	\$539,036.00
								<b>Limited Total:</b>	\$22,121.00
								<b>Schoolwide Total:</b>	\$0.00

Goal	Action #	Action Title	Contributing to Increased or Improved Services?	Scope	Unduplicated Student Group(s)	Location	Planned Expenditures for Contributing Actions (LCFF Funds)	Planned Percentage of Improved Services (%)
1	1.1	Increased Instructional Support	Yes	LEA-wide	English Learners Foster Youth Low Income	All Schools	\$300,000.00	
1	1.2	Targeted Interventions	Yes	LEA-wide	English Learners Foster Youth Low Income	All Schools	\$157,421.00	
1	1.4	Services to EL Students	Yes	Limited to Unduplicated Student Group(s)	English Learners	All Schools	\$22,121.00	
2	2.1	Park Days, Enrichment Activities, and Field Trips	Yes	LEA-wide	English Learners Foster Youth Low Income	All Schools	\$10,000.00	
2	2.2	Mobile Lending Library	Yes	LEA-wide	English Learners Foster Youth Low Income	All Schools	\$10,000.00	
3	3.1	Content Area Workshops for Parents	Yes	LEA-wide	English Learners Foster Youth Low Income	All Schools	\$1,000.00	
3	3.2	Communication Methods	Yes	LEA-wide	English Learners Foster Youth	All Schools	\$5,000.00	

Goal	Action #	Action Title	Contributing to Increased or Improved Services?	Scope	Unduplicated Student Group(s)	Location	Planned Expenditures for Contributing Actions (LCFF Funds)	Planned Percentage of Improved Services (%)
3	3.3	Professional Development	Yes	LEA-wide	Low Income English Learners Foster Youth Low Income	All Schools		
4	4.1	Academic Counseling	Yes	LEA-wide	English Learners Foster Youth Low Income	All Schools 9-12	\$45,615.00	
4	4.2	CTE, Dual Enrollment	Yes	LEA-wide	English Learners Foster Youth Low Income	All Schools 9-12	\$10,000.00	

# 2025-26 Annual Update Table

Totals	Last Year's Total Planned Expenditures (Total Funds)	Total Estimated Expenditures (Total Funds)
<b>Totals</b>	\$847,722.00	\$0.00

Last Year's Goal #	Last Year's Action #	Prior Action/Service Title	Contributed to Increased or Improved Services?	Last Year's Planned Expenditures (Total Funds)	Estimated Actual Expenditures (Input Total Funds)
1	1.1	Increased Instructional Support	Yes	\$300,000.00	
1	1.2	Targeted Interventions	Yes	\$157,421.00	
1	1.4	Services to EL Students	Yes	\$22,121.00	
2	2.1	Park Days, Enrichment Activities, and Field Trips	Yes	\$103,053.00	
2	2.2	Mobile Lending Library	Yes	\$10,000.00	
3	3.1	Content Area Workshops for Parents	Yes	\$1,000.00	
3	3.2	Communication Methods	Yes	\$5,000.00	
3	3.3	Professional Development	Yes	\$193,512.00	
4	4.1	Academic Counseling	Yes	\$45,615.00	
4	4.2	CTE, Dual Enrollment	Yes	\$10,000.00	

# 2025-26 Contributing Actions Annual Update Table

6. Estimated LCFE Supplemental and/or Concentration Grants (Input Dollar Amount)	4. Total Planned Contributing Expenditures (LCFF Funds)	7. Total Estimated Expenditures for Contributing Actions (LCFF Funds)	Difference Between Planned and Estimated Expenditures for Contributing Actions (Subtract 7 from 4)	5. Total Planned Percentage of Improved Services (%)	8. Total Estimated Percentage of Improved Services (%)	Difference Between Planned and Estimated Percentage of Improved Services (Subtract 5 from 8)	
	\$561,157.00	\$561,157.00	\$0.00	0.000%	0.000%	0.000%	
Last Year's Goal #	Last Year's Action #	Prior Action/Service Title	Contributing to Increased or Improved Services?	Last Year's Planned Expenditures for Contributing Actions (LCFF Funds)	Estimated Actual Expenditures for Contributing Actions (Input LCFF Funds)	Planned Percentage of Improved Services	Estimated Actual Percentage of Improved Services (Input Percentage)
1	1.1	Increased Instructional Support	Yes	\$300,000.00	300,000.00		
1	1.2	Targeted Interventions	Yes	\$157,421.00	157,421.00		
1	1.4	Services to EL Students	Yes	\$22,121.00	22,121.00		
2	2.1	Park Days, Enrichment Activities, and Field Trips	Yes	\$10,000.00	10,000.00		
2	2.2	Mobile Lending Library	Yes	\$10,000.00	10,000.00		
3	3.1	Content Area Workshops for Parents	Yes	\$1,000.00	1,000.00		
3	3.2	Communication Methods	Yes	\$5,000.00	5,000.00		
3	3.3	Professional Development	Yes				
4	4.1	Academic Counseling	Yes	\$45,615.00	45,615.00		
4	4.2	CTE, Dual Enrollment	Yes	\$10,000.00	10,000.00		

# 2025-26 LCFF Carryover Table

9. Estimated Actual LCFF Base Grant (Input Dollar Amount)	6. Estimated Actual LCFF Supplemental and/or Concentration Grants	LCFF Carryover — Percentage (Percentage from Prior Year)	10. Total Percentage to Increase or Improve Services for the Current School Year (6 divided by 9 + Carryover %)	7. Total Estimated Actual Expenditures for Contributing Actions (LCFF Funds)	8. Total Estimated Actual Percentage of Improved Services (%)	11. Estimated Actual Percentage of Increased or Improved Services (7 divided by 9, plus 8)	12. LCFF Carryover — Dollar Amount (Subtract 11 from 10 and multiply by 9)	13. LCFF Carryover — Percentage (12 divided by 9)
7092483		0	0.000%	\$561,157.00	0.000%	7.912%	\$0.00	0.000%

# Local Control and Accountability Plan Instructions

## [Plan Summary](#)

## [Engaging Educational Partners](#)

## [Goals and Actions](#)

## [Increased or Improved Services for Foster Youth, English Learners, and Low-Income Students](#)

*For additional questions or technical assistance related to the completion of the Local Control and Accountability Plan (LCAP) template, please contact the local county office of education (COE), or the California Department of Education's (CDE's) Local Agency Systems Support Office, by phone at 916-319-0809 or by email at [LCFF@cde.ca.gov](mailto:LCFF@cde.ca.gov).*

## Introduction and Instructions

The Local Control Funding Formula (LCFF) requires local educational agencies (LEAs) to engage their local educational partners in an annual planning process to evaluate their progress within eight state priority areas encompassing all statutory metrics (COEs have 10 state priorities). LEAs document the results of this planning process in the LCAP using the template adopted by the State Board of Education.

The LCAP development process serves three distinct, but related functions:

- **Comprehensive Strategic Planning:** The process of developing and annually updating the LCAP supports comprehensive strategic planning, particularly to address and reduce disparities in opportunities and outcomes between student groups indicated by the California School Dashboard (California Education Code [EC] Section 52064[e][1]). Strategic planning that is comprehensive connects budgetary decisions to teaching and learning performance data. LEAs should continually evaluate the hard choices they make about the use of limited resources to meet student and community needs to ensure opportunities and outcomes are improved for all students.
- **Meaningful Engagement of Educational Partners:** The LCAP development process should result in an LCAP that reflects decisions made through meaningful engagement (EC Section 52064[e][1]). Local educational partners possess valuable perspectives and insights about an LEA's programs and services. Effective strategic planning will incorporate these perspectives and insights in order to identify potential goals and actions to be included in the LCAP.
- **Accountability and Compliance:** The LCAP serves an important accountability function because the nature of some LCAP template sections require LEAs to show that they have complied with various requirements specified in the LCFF statutes and regulations, most notably:
  - Demonstrating that LEAs are increasing or improving services for foster youth, English learners, including long-term English learners, and low-income students in proportion to the amount of additional funding those students generate under LCFF (EC Section 52064[b][4-6]).
  - Establishing goals, supported by actions and related expenditures, that address the statutory priority areas and statutory metrics (EC sections 52064[b][1] and [2]).
    - **NOTE:** As specified in EC Section 62064(b)(1), the LCAP must provide a description of the annual goals, for all pupils and each subgroup of pupils identified pursuant to EC Section 52052, to be achieved for each of the state priorities. Beginning in 2023–24, EC

Section 52052 identifies long-term English learners as a separate and distinct pupil subgroup with a numerical significance at 15 students.

- o Annually reviewing and updating the LCAP to reflect progress toward the goals (EC Section 52064[b]7).
- o Ensuring that all increases attributable to supplemental and concentration grant calculations, including concentration grant add-on funding and/or LCFF carryover, are reflected in the LCAP (EC sections 52064[b]6, [8], and [11]).

The LCAP template, like each LEA's final adopted LCAP, is a document, not a process. LEAs must use the template to memorialize the outcome of their LCAP development process, which must: (a) reflect comprehensive strategic planning, particularly to address and reduce disparities in opportunities and outcomes between student groups indicated by the California School Dashboard (Dashboard), (b) through meaningful engagement with educational partners that (c) meets legal requirements, as reflected in the final adopted LCAP. The sections included within the LCAP template do not and cannot reflect the full development process, just as the LCAP template itself is not intended as a tool for engaging educational partners.

If a county superintendent of schools has jurisdiction over a single school district, the county board of education and the governing board of the school district may adopt and file for review and approval a single LCAP consistent with the requirements in EC sections 52060, 52062, 52066, 52068, and 52070. The LCAP must clearly articulate to which entity's budget (school district or county superintendent of schools) all budgeted and actual expenditures are aligned.

The revised LCAP template for the 2024–25, 2025–26, and 2026–27 school years reflects statutory changes made through Senate Bill 114 (Committee on Budget and Fiscal Review), Chapter 48, Statutes of 2023 and Senate Bill 153, Chapter 38, Statutes of 2024.

At its most basic, the adopted LCAP should attempt to distill not just what the LEA is doing for students in transitional kindergarten through grade twelve (TK–12), but also allow educational partners to understand why, and whether those strategies are leading to improved opportunities and outcomes for students. LEAs are strongly encouraged to use language and a level of detail in their adopted LCAPs intended to be meaningful and accessible for the LEA's diverse educational partners and the broader public.

In developing and finalizing the LCAP for adoption, LEAs are encouraged to keep the following overarching frame at the forefront of the strategic planning and educational partner engagement functions:

- Given present performance across the state priorities and on indicators in the Dashboard, how is the LEA using its budgetary resources to respond to TK–12 student and community needs, and address any performance gaps, including by meeting its obligation to increase or improve services for foster youth, English learners, and low-income students?

LEAs are encouraged to focus on a set of metrics and actions which, based on research, experience, and input gathered from educational partners, the LEA believes will have the biggest impact on behalf of its TK–12 students.

These instructions address the requirements for each section of the LCAP but may include information about effective practices when developing the LCAP and completing the LCAP document. Additionally, the beginning of each template section includes information emphasizing the purpose that section serves.

# Plan Summary

## Purpose

A well-developed Plan Summary section provides a meaningful context for the LCAP. This section provides information about an LEA's community as well as relevant information about student needs and performance. In order to present a meaningful context for the rest of the LCAP, the content of this section should be clearly and meaningfully related to the content included throughout each subsequent section of the LCAP.

## Requirements and Instructions

### General Information

A description of the LEA, its schools, and its students in grades transitional kindergarten–12, as applicable to the LEA. LEAs may also provide information about their strategic plan, vision, etc.

Briefly describe the LEA, its schools, and its students in grades TK–12, as applicable to the LEA.

- For example, information about an LEA in terms of geography, enrollment, employment, the number and size of specific schools, recent community challenges, and other such information the LEA may wish to include can enable a reader to more fully understand the LEA's LCAP.
- LEAs may also provide information about their strategic plan, vision, etc.
- As part of this response, identify all schools within the LEA receiving Equity Multiplier funding.

### Reflections: Annual Performance

A reflection on annual performance based on a review of the California School Dashboard (Dashboard) and local data.

Reflect on the LEA's annual performance on the Dashboard and local data. This may include both successes and challenges identified by the LEA during the development process.

LEAs are encouraged to highlight how they are addressing the identified needs of student groups, and/or schools within the LCAP as part of this response.

As part of this response, the LEA must identify the following, which will remain unchanged during the three-year LCAP cycle:

- Any school within the LEA that received the lowest performance level on one or more state indicators on the 2023 Dashboard;
- Any student group within the LEA that received the lowest performance level on one or more state indicators on the 2023 Dashboard; and/or
- Any student group within a school within the LEA that received the lowest performance level on one or more state indicators on the 2023 Dashboard.

EC Section 52064.4 requires that an LEA that has unexpended Learning Recovery Emergency Block Grant (LREBG) funds must include one or more actions funded with LREBG funds within the 2026-27, 2026-27 and 2027-28 LCAPs, as applicable to the LEA. To implement the requirements of EC Section 52064.4, all LEAs must do the following:

- For the 2025–26, 2026–27, and 2027–28 LCAP years, identify whether or not the LEA has unexpended LREBG funds for the applicable LCAP year.
  - If the LEA has unexpended LREBG funds the LEA must provide the following:
    - The goal and action number for each action that will be funded, either in whole or in part, with LREBG funds; and
    - An explanation of the rationale for selecting each action funded with LREBG funds. This explanation must include:
      - An explanation of how the action is aligned with the allowable uses of funds identified in [EC Section 32526\(c\)\(2\)](#); and
      - An explanation of how the action is expected to address the area(s) of need of students and schools identified in the needs assessment required by [EC Section 32526\(d\)](#).
    - For information related to the allowable uses of funds and the required needs assessment, please see the Program Information tab on the [LREBG Program Information](#) web page.
    - Actions may be grouped together for purposes of these explanations.
    - The LEA may provide these explanations as part of the action description rather than as part of the Reflections: Annual Performance.
  - If the LEA does not have unexpended LREBG funds, the LEA is not required to conduct the needs assessment required by EC Section 32627(d), to provide the information identified above or to include actions funded with LREBG funds within the 2026-27, 2026-27 and 2027-28 LCAPs.

### **Reflections: Technical Assistance**

As applicable, a summary of the work underway as part of technical assistance.

Annually identify the reason(s) the LEA is eligible for or has requested technical assistance consistent with EC sections 47607.3, 52071, 52071.5, 52072, or 52072.5, and provide a summary of the work underway as part of receiving technical assistance. The most common form of this technical assistance is frequently referred to as Differentiated Assistance, however this also includes LEAs that have requested technical assistance from their COE.

- If the LEA is not eligible for or receiving technical assistance, the LEA may respond to this prompt as “Not Applicable.”

## **Comprehensive Support and Improvement**

An LEA with a school or schools identified for comprehensive support and improvement (CSI) under the Every Student Succeeds Act must respond to the following prompts:

### **Schools Identified**

A list of the schools in the LEA that are eligible for comprehensive support and improvement.

- Identify the schools within the LEA that have been identified for CSI.

### **Support for Identified Schools**

A description of how the LEA has or will support its eligible schools in developing comprehensive support and improvement plans.

- Describe how the LEA has or will support the identified schools in developing CSI plans that included a school-level needs assessment, evidence-based interventions, and the identification of any resource inequities to be addressed through the implementation of the CSI plan.

### **Monitoring and Evaluating Effectiveness**

A description of how the LEA will monitor and evaluate the plan to support student and school improvement.

- Describe how the LEA will monitor and evaluate the implementation and effectiveness of the CSI plan to support student and school improvement.

## **Engaging Educational Partners Purpose**

Significant and purposeful engagement of parents, students, educators, and other educational partners, including those representing the student groups identified by LCFF, is critical to the development of the LCAP and the budget process. Consistent with statute, such engagement should support comprehensive strategic planning, particularly to address and reduce disparities in opportunities and outcomes between student groups indicated by the Dashboard, accountability, and improvement across the state priorities and locally identified priorities (EC Section 52064[e]1). Engagement of educational partners is an ongoing, annual process.

This section is designed to reflect how the engagement of educational partners influenced the decisions reflected in the adopted LCAP. The goal is to allow educational partners that participated in the LCAP development process and the broader public to understand how the LEA engaged educational partners and the impact of that engagement. LEAs are encouraged to keep this goal in the forefront when completing this section.

## **Requirements Requirements**

**School districts and COEs:** [EC Section 52060\(g\)](#) and [EC Section 52066\(g\)](#) specify the educational partners that must be consulted when developing the LCAP:

- Teachers,

- Principals,
- Administrators,
- Other school personnel,
- Local bargaining units of the LEA,
- Parents, and
- Students

A school district or COE receiving Equity Multiplier funds must also consult with educational partners at schools generating Equity Multiplier funds in the development of the LCAP, specifically, in the development of the required focus goal for each applicable school.

Before adopting the LCAP, school districts and COEs must share it with the applicable committees, as identified below under Requirements and Instructions. The superintendent is required by statute to respond in writing to the comments received from these committees. School districts and COEs must also consult with the special education local plan area administrator(s) when developing the LCAP.

**Charter schools:** [EC Section 47606.5\(d\)](#) requires that the following educational partners be consulted with when developing the LCAP:

- Teachers,
- Principals,
- Administrators,
- Other school personnel,
- Parents, and
- Students

A charter school receiving Equity Multiplier funds must also consult with educational partners at the school generating Equity Multiplier funds in the development of the LCAP, specifically, in the development of the required focus goal for the school.

The LCAP should also be shared with, and LEAs should request input from, schoolsite-level advisory groups, as applicable (e.g., schoolsite councils, English Learner Advisory Councils, student advisory groups, etc.), to facilitate alignment between schoolsite and district-level goals. Information and resources that support effective engagement, define student consultation, and provide the requirements for advisory group composition, can be found under Resources on the [CDE's LCAP webpage](#).

Before the governing board/body of an LEA considers the adoption of the LCAP, the LEA must meet the following legal requirements:

- For school districts, see [Education Code Section 52062](#);
- **Note:** Charter schools using the LCAP as the School Plan for Student Achievement must meet the requirements of EC Section 52062(a).
- For COEs, see [Education Code Section 52068](#); and
- For charter schools, see [Education Code Section 47606.5](#).

- **NOTE:** As a reminder, the superintendent of a school district or COE must respond, in writing, to comments received by the applicable committees identified in the *Education Code* sections listed above. This includes the parent advisory committee and may include the English learner parent advisory committee and, as of July 1, 2024, the student advisory committee, as applicable.

## **Instructions**

Respond to the prompts as follows:

A summary of the process used to engage educational partners in the development of the LCAP.

School districts and county offices of education must, at a minimum, consult with teachers, principals, administrators, other school personnel, local bargaining units, parents, and students in the development of the LCAP.

Charter schools must, at a minimum, consult with teachers, principals, administrators, other school personnel, parents, and students in the development of the LCAP.

An LEA receiving Equity Multiplier funds must also consult with educational partners at schools generating Equity Multiplier funds in the development of the LCAP, specifically, in the development of the required focus goal for each applicable school.

Complete the table as follows:

### **Educational Partners**

Identify the applicable educational partner(s) or group(s) that were engaged in the development of the LCAP.

### **Process for Engagement**

Describe the engagement process used by the LEA to involve the identified educational partner(s) in the development of the LCAP. At a minimum, the LEA must describe how it met its obligation to consult with all statutorily required educational partners, as applicable to the type of LEA.

- A sufficient response to this prompt must include general information about the timeline of the process and meetings or other engagement strategies with educational partners. A response may also include information about an LEA's philosophical approach to engaging its educational partners.
- An LEA receiving Equity Multiplier funds must also include a summary of how it consulted with educational partners at schools generating Equity Multiplier funds in the development of the LCAP, specifically, in the development of the required focus goal for each applicable school.

A description of how the adopted LCAP was influenced by the feedback provided by educational partners.

Describe any goals, metrics, actions, or budgeted expenditures in the LCAP that were influenced by or developed in response to the educational partner feedback.

- A sufficient response to this prompt will provide educational partners and the public with clear, specific information about how the engagement process influenced the development of the LCAP. This may include a description of how the LEA prioritized requests of educational partners within the context of the budgetary resources available or otherwise prioritized areas of focus within the LCAP.
- An LEA receiving Equity Multiplier funds must include a description of how the consultation with educational partners at schools generating Equity Multiplier funds influenced the development of the adopted LCAP.
- For the purposes of this prompt, this may also include, but is not necessarily limited to:
  - Inclusion of a goal or decision to pursue a Focus Goal (as described below)
  - Inclusion of metrics other than the statutorily required metrics
  - Determination of the target outcome on one or more metrics
  - Inclusion of performance by one or more student groups in the Measuring and Reporting Results subsection
  - Inclusion of action(s) or a group of actions
  - Elimination of action(s) or group of actions
  - Changes to the level of proposed expenditures for one or more actions
  - Inclusion of action(s) as contributing to increased or improved services for unduplicated students
  - Analysis of effectiveness of the specific actions to achieve the goal
  - Analysis of material differences in expenditures
  - Analysis of changes made to a goal for the ensuing LCAP year based on the annual update process
  - Analysis of challenges or successes in the implementation of actions

## **Goals and Actions**

### ***Purpose***

Well-developed goals will clearly communicate to educational partners what the LEA plans to accomplish, what the LEA plans to do in order to accomplish the goal, and how the LEA will know when it has accomplished the goal. A goal statement, associated metrics and expected outcomes, and the actions included in the goal must be in alignment. The explanation for why the LEA included a goal is an opportunity for LEAs to clearly communicate to educational partners and the public why, among the various strengths and areas for improvement highlighted by performance data and strategies and actions that could be pursued, the LEA decided to pursue this goal, and the related metrics, expected outcomes, actions, and expenditures.

A well-developed goal can be focused on the performance relative to a metric or metrics for all students, a specific student group(s), narrowing performance gaps, or implementing programs or strategies expected to impact outcomes. LEAs should assess the performance of their student groups when developing goals and the related actions to achieve such goals.

### ***Requirements and Instructions***

LEAs should prioritize the goals, specific actions, and related expenditures included within the LCAP within one or more state priorities. LEAs must consider performance on the state and local indicators, including their locally collected and reported data for the local indicators that are included in the Dashboard, in determining whether and how to prioritize its goals within the LCAP. As previously stated, strategic planning that

is comprehensive connects budgetary decisions to teaching and learning performance data. LEAs should continually evaluate the hard choices they make about the use of limited resources to meet student and community needs to ensure opportunities and outcomes are improved for all students, and to address and reduce disparities in opportunities and outcomes between student groups indicated by the Dashboard.

In order to support prioritization of goals, the LCAP template provides LEAs with the option of developing three different kinds of goals:

- Focus Goal: A Focus Goal is relatively more concentrated in scope and may focus on a fewer number of metrics to measure improvement. A Focus Goal statement will be time bound and make clear how the goal is to be measured.
  - All Equity Multiplier goals must be developed as focus goals. For additional information, see Required Focus Goal(s) for LEAs Receiving Equity Multiplier Funding below.
- Broad Goal: A Broad Goal is relatively less concentrated in its scope and may focus on improving performance across a wide range of metrics.
- Maintenance of Progress Goal: A Maintenance of Progress Goal includes actions that may be ongoing without significant changes and allows an LEA to track performance on any metrics not addressed in the other goals of the LCAP.

### **Requirement to Address the LCFF State Priorities**

At a minimum, the LCAP must address all LCFF priorities and associated metrics articulated in *EC* sections 52060(d) and 52066(d), as applicable to the LEA. The [LCFF State Priorities Summary](#) provides a summary of *EC* sections 52060(d) and 52066(d) to aid in the development of the LCAP.

Respond to the following prompts, as applicable:

### **Focus Goal(s)**

Description

The description provided for a Focus Goal must be specific, measurable, and time bound.

- An LEA develops a Focus Goal to address areas of need that may require or benefit from a more specific and data intensive approach.
- The Focus Goal can explicitly reference the metric(s) by which achievement of the goal will be measured and the time frame according to which the LEA expects to achieve the goal.

Type of Goal

Identify the type of goal being implemented as a Focus Goal.

State Priorities addressed by this goal.

Identify each of the state priorities that this goal is intended to address.

An explanation of why the LEA has developed this goal.

Explain why the LEA has chosen to prioritize this goal.

- An explanation must be based on Dashboard data or other locally collected data.
- LEAs must describe how the LEA identified this goal for focused attention, including relevant consultation with educational partners.
- LEAs are encouraged to promote transparency and understanding around the decision to pursue a focus goal.

### **Required Focus Goal(s) for LEAs Receiving Equity Multiplier Funding**

Description

LEAs receiving Equity Multiplier funding must include one or more focus goals for each school generating Equity Multiplier funding. In addition to addressing the focus goal requirements described above, LEAs must adhere to the following requirements.

Focus goals for Equity Multiplier schoolsites must address the following:

- (A) All student groups that have the lowest performance level on one or more state indicators on the Dashboard, and
- (B) Any underlying issues in the credentialing, subject matter preparation, and retention of the school's educators, if applicable.
- Focus Goals for each and every Equity Multiplier schoolsite must identify specific metrics for each identified student group, as applicable.
- An LEA may create a single goal for multiple Equity Multiplier schoolsites if those schoolsites have the same student group(s) performing at the lowest performance level on one or more state indicators on the Dashboard or, experience similar issues in the credentialing, subject matter preparation, and retention of the school's educators.
  - When creating a single goal for multiple Equity Multiplier schoolsites, the goal must identify the student groups and the performance levels on the Dashboard that the Focus Goal is addressing; or,
  - The common issues the schoolsites are experiencing in credentialing, subject matter preparation, and retention of the school's educators, if applicable.

Type of Goal

Identify the type of goal being implemented as an Equity Multiplier Focus Goal.

State Priorities addressed by this goal.

Identify each of the state priorities that this goal is intended to address.

An explanation of why the LEA has developed this goal.

Explain why the LEA has chosen to prioritize this goal.

- An explanation must be based on Dashboard data or other locally collected data.
- LEAs must describe how the LEA identified this goal for focused attention, including relevant consultation with educational partners.
- LEAs are encouraged to promote transparency and understanding around the decision to pursue a focus goal.
- In addition to this information, the LEA must also identify:
  - The school or schools to which the goal applies

LEAs are encouraged to approach an Equity Multiplier goal from a holistic standpoint, considering how the goal might maximize student outcomes through the use of LCFF and other funding in addition to Equity Multiplier funds.

- Equity Multiplier funds must be used to supplement, not supplant, funding provided to Equity Multiplier schoolsites for purposes of the LCFF, the Expanded Learning Opportunities Program (ELO-P), the Literacy Coaches and Reading Specialists (LCRS) Grant Program, and/or the California Community Schools Partnership Program (CCSPP).
- This means that Equity Multiplier funds must not be used to replace funding that an Equity Multiplier schoolsite would otherwise receive to implement LEA-wide actions identified in the LCAP or that an Equity Multiplier schoolsite would otherwise receive to implement provisions of the ELO-P, the LCRS, and/or the CCSPP.

**Note:** [EC Section 42238.024\(b\)\(1\)](#) requires that Equity Multiplier funds be used for the provision of evidence-based services and supports for students. Evidence-based services and supports are based on objective evidence that has informed the design of the service or support and/or guides the modification of those services and supports. Evidence-based supports and strategies are most commonly based on educational research and/or metrics of LEA, school, and/or student performance.

## Broad Goal

Description

Describe what the LEA plans to achieve through the actions included in the goal.

- The description of a broad goal will be clearly aligned with the expected measurable outcomes included for the goal.

- The goal description organizes the actions and expected outcomes in a cohesive and consistent manner.
- A goal description is specific enough to be measurable in either quantitative or qualitative terms. A broad goal is not as specific as a focus goal. While it is specific enough to be measurable, there are many different metrics for measuring progress toward the goal.

**Type of Goal**

Identify the type of goal being implemented as a Broad Goal.

**State Priorities** addressed by this goal.

Identify each of the state priorities that this goal is intended to address.

An explanation of why the LEA has developed this goal.

Explain why the LEA developed this goal and how the actions and metrics grouped together will help achieve the goal.

**Maintenance of Progress Goal**

**Description**

Describe how the LEA intends to maintain the progress made in the LCFF State Priorities not addressed by the other goals in the LCAP.

- Use this type of goal to address the state priorities and applicable metrics not addressed within the other goals in the LCAP.
- The state priorities and metrics to be addressed in this section are those for which the LEA, in consultation with educational partners, has determined to maintain actions and monitor progress while focusing implementation efforts on the actions covered by other goals in the LCAP.

**Type of Goal**

Identify the type of goal being implemented as a Maintenance of Progress Goal.

**State Priorities** addressed by this goal.

Identify each of the state priorities that this goal is intended to address.

An explanation of why the LEA has developed this goal.

Explain how the actions will sustain the progress exemplified by the related metrics.

**Measuring and Reporting Results:**

For each LCAP year, identify the metric(s) that the LEA will use to track progress toward the expected outcomes.

- LEAs must identify metrics for specific student groups, as appropriate, including expected outcomes that address and reduce disparities in outcomes between student groups.
- The metrics may be quantitative or qualitative; but at minimum, an LEA's LCAP must include goals that are measured using all of the applicable metrics for the related state priorities, in each LCAP year, as applicable to the type of LEA.
- To the extent a state priority does not specify one or more metrics (e.g., implementation of state academic content and performance standards), the LEA must identify a metric to use within the LCAP. For these state priorities, LEAs are encouraged to use metrics based on or reported through the relevant local indicator self-reflection tools within the Dashboard.
- **Required metrics for LEA-wide actions:** For each action identified as 1) contributing towards the requirement to increase or improve services for foster youth, English learners, including long-term English learners, and low-income students and 2) being provided on an LEA-wide basis, the LEA must identify one or more metrics to monitor the effectiveness of the action and its budgeted expenditures.
  - These required metrics may be identified within the action description or the first prompt in the increased or improved services section, however the description must clearly identify the metric(s) being used to monitor the effectiveness of the action and the action(s) that the metric(s) apply to.
- **Required metrics for Equity Multiplier goals:** For each Equity Multiplier goal, the LEA must identify:
  - The specific metrics for each identified student group at each specific schoolsite, as applicable, to measure the progress toward the goal, and/or
  - The specific metrics used to measure progress in meeting the goal related to credentialing, subject matter preparation, or educator retention at each specific schoolsite.
- **Required metrics for actions supported by LREBG funds:** To implement the requirements of EC Section 52064.4, LEAs with unexpended LREBG funds must include at least one metric to monitor the impact of each action funded with LREBG funds included in the goal.
  - The metrics being used to monitor the impact of each action funded with LREBG funds are not required to be new metrics; they may be metrics that are already being used to measure progress towards goals and actions included in the LCAP.

Complete the table as follows:

Metric #

- Enter the metric number.

Metric

- Identify the standard of measure being used to determine progress towards the goal and/or to measure the effectiveness of one or more actions associated with the goal.

#### Baseline

- Enter the baseline when completing the LCAP for 2024–25.
  - Use the most recent data associated with the metric available at the time of adoption of the LCAP for the first year of the three-year plan. LEAs may use data as reported on the 2023 Dashboard for the baseline of a metric only if that data represents the most recent available data (e.g., high school graduation rate).
  - Using the most recent data available may involve reviewing data the LEA is preparing for submission to the California Longitudinal Pupil Achievement Data System (CALPADS) or data that the LEA has recently submitted to CALPADS.
  - Indicate the school year to which the baseline data applies.
  - The baseline data must remain unchanged throughout the three-year LCAP.
    - This requirement is not intended to prevent LEAs from revising the baseline data if it is necessary to do so. For example, if an LEA identifies that its data collection practices for a particular metric are leading to inaccurate data and revises its practice to obtain accurate data, it would also be appropriate for the LEA to revise the baseline data to align with the more accurate data process and report its results using the accurate data.
    - If an LEA chooses to revise its baseline data, then, at a minimum, it must clearly identify the change as part of its response to the description of changes prompt in the Goal Analysis for the goal. LEAs are also strongly encouraged to involve their educational partners in the decision of whether or not to revise a baseline and to communicate the proposed change to their educational partners.
  - Note for Charter Schools: Charter schools developing a one- or two-year LCAP may identify a new baseline each year, as applicable.

#### Year 1 Outcome

- When completing the LCAP for 2025–26, enter the most recent data available. Indicate the school year to which the data applies.
  - Note for Charter Schools: Charter schools developing a one-year LCAP may provide the Year 1 Outcome when completing the LCAP for both 2025–26 and 2026–27 or may provide the Year 1 Outcome for 2025–26 and provide the Year 2 Outcome for 2026–27.

#### Year 2 Outcome

- When completing the LCAP for 2026–27, enter the most recent data available. Indicate the school year to which the data applies.

- Note for Charter Schools: Charter schools developing a one-year LCAP may identify the Year 2 Outcome as not applicable when completing the LCAP for 2026–27 or may provide the Year 2 Outcome for 2026–27.

### Target for Year 3 Outcome

- When completing the first year of the LCAP, enter the target outcome for the relevant metric the LEA expects to achieve by the end of the three-year LCAP cycle.
- Note for Charter Schools: Charter schools developing a one- or two-year LCAP may identify a Target for Year 1 or Target for Year 2, as applicable.

### Current Difference from Baseline

- When completing the LCAP for 2025–26 and 2026–27, enter the current difference between the baseline and the yearly outcome, as applicable.
- Note for Charter Schools: Charter schools developing a one- or two-year LCAP will identify the current difference between the baseline and the yearly outcome for Year 1 and/or the current difference between the baseline and the yearly outcome for Year 2, as applicable.

Timeline for school districts and COEs for completing the “**Measuring and Reporting Results**” part of the Goal.

Metric	Baseline	Year 1 Outcome	Year 2 Outcome	Target for Year 3 Outcome	Current Difference from Baseline
Enter information in this box when completing the LCAP for <b>2024–25</b> or when adding a new metric.	Enter information in this box when completing the LCAP for <b>2024–25</b> or when adding a new metric.	Enter information in this box when completing the LCAP for <b>2025–26</b> . Leave blank until then.	Enter information in this box when completing the LCAP for <b>2026–27</b> . Leave blank until then.	Enter information in this box when completing the LCAP for <b>2024–25</b> or when adding a new metric.	Enter information in this box when completing the LCAP for <b>2025–26</b> and <b>2026–27</b> . Leave blank until then.

### Goal Analysis:

Enter the LCAP Year.

Using actual annual measurable outcome data, including data from the Dashboard, analyze whether the planned actions were effective towards achieving the goal. “Effective” means the degree to which the planned actions were successful in producing the target result. Respond to the prompts as instructed.

**Note:** When completing the 2024–25 LCAP, use the 2023–24 Local Control and Accountability Plan Annual Update template to complete the Goal Analysis and identify the Goal Analysis prompts in the 2024–25 LCAP as “Not Applicable.”

A description of overall implementation, including any substantive differences in planned actions and actual implementation of these actions, and any relevant challenges and successes experienced with implementation.

- Describe the overall implementation of the actions to achieve the articulated goal, including relevant challenges and successes experienced with implementation.
  - Include a discussion of relevant challenges and successes experienced with the implementation process.
  - This discussion must include any instance where the LEA did not implement a planned action or implemented a planned action in a manner that differs substantively from how it was described in the adopted LCAP.

An explanation of material differences between Budgeted Expenditures and Estimated Actual Expenditures and/or Planned Percentages of Improved Services and Estimated Actual Percentages of Improved Services.

- Explain material differences between Budgeted Expenditures and Estimated Actual Expenditures and between the Planned Percentages of Improved Services and Estimated Actual Percentages of Improved Services, as applicable. Minor variances in expenditures or percentages do not need to be addressed, and a dollar-for-dollar accounting is not required.

A description of the effectiveness or ineffectiveness of the specific actions to date in making progress toward the goal.

- Describe the effectiveness or ineffectiveness of the specific actions to date in making progress toward the goal. “Effectiveness” means the degree to which the actions were successful in producing the target result and “ineffectiveness” means that the actions did not produce any significant or targeted result.
  - In some cases, not all actions in a goal will be intended to improve performance on all of the metrics associated with the goal.
  - When responding to this prompt, LEAs may assess the effectiveness of a single action or group of actions within the goal in the context of performance on a single metric or group of specific metrics within the goal that are applicable to the action(s). Grouping actions with metrics will allow for more robust analysis of whether the strategy the LEA is using to impact a specified set of metrics is working and increase transparency for educational partners. LEAs are encouraged to use such an approach when goals include multiple actions and metrics that are not closely associated.
  - Beginning with the development of the 2024–25 LCAP, the LEA must change actions that have not proven effective over a three-year period.

A description of any changes made to the planned goal, metrics, target outcomes, or actions for the coming year that resulted from reflections on prior practice.

- Describe any changes made to this goal, expected outcomes, metrics, or actions to achieve this goal as a result of this analysis and analysis of the data provided in the Dashboard or other local data, as applicable.
  - As noted above, beginning with the development of the 2024–25 LCAP, the LEA must change actions that have not proven effective over a three-year period. For actions that have been identified as ineffective, the LEA must identify the ineffective action and must include a description of the following:

- The reasons for the ineffectiveness, and
- How changes to the action will result in a new or strengthened approach.

**Actions:**

Complete the table as follows. Add additional rows as necessary.

**Action #**

- Enter the action number.

**Title**

- Provide a short title for the action. This title will also appear in the action tables.

**Description**

- Provide a brief description of the action.
  - For actions that contribute to meeting the increased or improved services requirement, the LEA may include an explanation of how each action is principally directed towards and effective in meeting the LEA's goals for unduplicated students, as described in the instructions for the Increased or Improved Services for Foster Youth, English Learners, and Low-Income Students section.
  - As previously noted, for each action identified as 1) contributing towards the requirement to increase or improve services for foster youth, English learners, including long-term English learners, and low-income students and 2) being provided on an LEA-wide basis, the LEA must identify one or more metrics to monitor the effectiveness of the action and its budgeted expenditures.
  - These required metrics may be identified within the action description or the first prompt in the increased or improved services section; however, the description must clearly identify the metric(s) being used to monitor the effectiveness of the action and the action(s) that the metric(s) apply to.

**Total Funds**

- Enter the total amount of expenditures associated with this action. Budgeted expenditures from specific fund sources will be provided in the action tables.

**Contributing**

- Indicate whether the action contributes to meeting the increased or improved services requirement as described in the Increased or Improved Services section using a “Y” for Yes or an “N” for No.
  - **Note:** for each such contributing action, the LEA will need to provide additional information in the Increased or Improved Services section to address the requirements in *California Code of Regulations*, Title 5 [5 CCR] Section 15496 in the Increased or Improved Services section of the LCAP.

**Actions for Foster Youth:** School districts, COEs, and charter schools that have a numerically significant foster youth student subgroup are encouraged to include specific actions in the LCAP designed to meet needs specific to foster youth students.

## **Required Actions**

### **For English Learners and Long-Term English Learners**

- LEAs with 30 or more English learners and/or 15 or more long-term English learners must include specific actions in the LCAP related to, at a minimum:
  - Language acquisition programs, as defined in EC Section 306, provided to students, and
  - Professional development for teachers.
  - If an LEA has both 30 or more English learners and 15 or more long-term English learners, the LEA must include actions for both English learners and long-term English learners.

### **For Technical Assistance**

- LEAs eligible for technical assistance pursuant to EC sections 47607.3, 52071, 52071.5, 52072, or 52072.5, must include specific actions within the LCAP related to its implementation of the work underway as part of technical assistance. The most common form of this technical assistance is frequently referred to as Differentiated Assistance.

### **For Lowest Performing Dashboard Indicators**

- LEAs that have Red Dashboard indicators for (1) a school within the LEA, (2) a student group within the LEA, and/or (3) a student group within any school within the LEA must include one or more specific actions within the LCAP:
  - The specific action(s) must be directed towards the identified student group(s) and/or school(s) and must address the identified state indicator(s) for which the student group or school received the lowest performance level on the 2023 Dashboard. Each student group and/or school that receives the lowest performance level on the 2023 Dashboard must be addressed by one or more actions.
  - These required actions will be effective for the three-year LCAP cycle.

### **For LEAs With Unexpended LREBG Funds**

- To implement the requirements of EC Section 52064.4, LEAs with unexpended LREBG funds must include one or more actions supported with LREBG funds within the 2025–26, 2026–27, and 2027–28 LCAPs, as applicable to the LEA. Actions funded with LREBG funds must remain in the LCAP until the LEA has expended the remainder of its LREBG funds, after which time the actions may be removed from the LCAP.
  - Prior to identifying the actions included in the LCAP the LEA is required to conduct a needs assessment pursuant to [EC Section 32526\(d\)](#). For information related to the required needs assessment please see the Program Information tab on the [LREBG](#)

[Program Information](#) web page. Additional information about the needs assessment and evidence-based resources for the LREBG may be found on the [California Statewide System of Support LREBG Resources](#) web page. The required LREBG needs assessment may be part of the LEAs regular needs assessment for the LCAP if it meets the requirements of EC Section 32627(d).

- School districts receiving technical assistance and COEs providing technical assistance are encouraged to use the technical assistance process to support the school district in conducting the required needs assessment, the selection of actions funded by the LREBG and/or the evaluation of implementation of the actions required as part of the LCAP annual update process.
- As a reminder, LREBG funds must be used to implement one or more of the purposes articulated in [EC Section 32526\(c\)\(2\)](#).
- LEAs with unexpended LREBG funds must include one or more actions supported by LREBG funds within the LCAP. For each action supported by LREBG funding the action description must:
  - Identify the action as an LREBG action;
  - Include an explanation of how research supports the selected action;
  - Identify the metric(s) being used to monitor the impact of the action; and
  - Identify the amount of LREBG funds being used to support the action.

## **Increased or Improved Services for Foster Youth, English Learners, and Low-Income Students**

### **Purpose**

A well-written Increased or Improved Services section provides educational partners with a comprehensive description, within a single dedicated section, of how an LEA plans to increase or improve services for its unduplicated students as defined in EC Section 42238.02 in grades TK–12 as compared to all students in grades TK–12, as applicable, and how LEA-wide or schoolwide actions identified for this purpose meet regulatory requirements. Descriptions provided should include sufficient detail yet be succinctly to promote a broader understanding of educational partners to facilitate their ability to provide input. An LEA’s description in this section must align with the actions included in the Goals and Actions section as contributing.

**Please Note:** For the purpose of meeting the Increased or Improved Services requirement and consistent with EC Section 42238.02, long-term English learners are included in the English learner student group.

### **Statutory Requirements**

An LEA is required to demonstrate in its LCAP how it is increasing or improving services for its students who are foster youth, English learners, and/or low-income, collectively referred to as unduplicated students, as compared to the services provided to all students in proportion to the increase in funding it receives based on the number and concentration of unduplicated students in the LEA (EC Section 42238.07[a][1], EC

Section 52064[b][8][B]; 5 CCR Section 15496[a]). This proportionality percentage is also known as the “minimum proportionality percentage” or “MPP.” The manner in which an LEA demonstrates it is meeting its MPP is two-fold: (1) through the expenditure of LCFF funds or through the identification of a Planned Percentage of Improved Services as documented in the Contributing Actions Table, and (2) through the explanations provided in the Increased or Improved Services for Foster Youth, English Learners, and Low-Income Students section.

To improve services means to grow services in quality and to increase services means to grow services in quantity. Services are increased or improved by those actions in the LCAP that are identified in the Goals and Actions section as contributing to the increased or improved services requirement, whether they are provided across the entire LEA (LEA-wide action), provided to an entire school (Schoolwide action), or solely provided to one or more unduplicated student group(s) (Limited action).

Therefore, for any action contributing to meet the increased or improved services requirement, the LEA must include an explanation of:

- How the action is increasing or improving services for the unduplicated student group(s) (Identified Needs and Action Design), and
- How the action meets the LEA's goals for its unduplicated pupils in the state and any local priority areas (Measurement of Effectiveness).

### **LEA-wide and Schoolwide Actions**

In addition to the above required explanations, LEAs must provide a justification for why an LEA-wide or Schoolwide action is being provided to all students and how the action is intended to improve outcomes for unduplicated student group(s) as compared to all students.

- Conclusive statements that a service will help achieve an expected outcome for the goal, without an explicit connection or further explanation as to how, are not sufficient.
- Further, simply stating that an LEA has a high enrollment percentage of a specific student group or groups does not meet the increased or improved services standard because enrolling students is not the same as serving students.

### **For School Districts Only**

Actions provided on an **LEA-wide** basis at **school districts with an unduplicated pupil percentage of less than 55 percent** must also include a description of how the actions are the most effective use of the funds to meet the district's goals for its unduplicated pupils in the state and any local priority areas. The description must provide the basis for this determination, including any alternatives considered, supporting research, experience, or educational theory.

Actions provided on a **Schoolwide** basis for **schools with less than 40 percent enrollment of unduplicated pupils** must also include a description of how these actions are the most effective use of the funds to meet the district's goals for its unduplicated pupils in the state and any local priority areas. The description must provide the basis for this determination, including any alternatives considered, supporting research, experience, or educational theory.

### **Requirements and Instructions**

Complete the tables as follows:

- Specify the amount of LCFF supplemental and concentration grant funds the LEA estimates it will receive in the coming year based on the number and concentration of foster youth, English learner, and low-income students. This amount includes the Additional 15 percent LCFF Concentration Grant.

**Projected Additional 15 percent LCFF Concentration Grant**

- Specify the amount of additional LCFF concentration grant add-on funding, as described in EC Section 42238.02, that the LEA estimates it will receive in the coming year.

**Projected Percentage to Increase or Improve Services for the Coming School Year**

- Specify the estimated percentage by which services for unduplicated pupils must be increased or improved as compared to the services provided to all students in the LCAP year as calculated pursuant to 5 CCR Section 15496(a)(7).

**LCFF Carryover — Percentage**

- Specify the LCFF Carryover — Percentage identified in the LCFF Carryover Table. If a carryover percentage is not identified in the LCFF Carryover Table, specify a percentage of zero (0.00%).

**LCFF Carryover — Dollar**

- Specify the LCFF Carryover — Dollar amount identified in the LCFF Carryover Table. If a carryover amount is not identified in the LCFF Carryover Table, specify an amount of zero (\$0).

**Total Percentage to Increase or Improve Services for the Coming School Year**

- Add the Projected Percentage to Increase or Improve Services for the Coming School Year and the Proportional LCFF Required Carryover Percentage and specify the percentage. This is the LEA's percentage by which services for unduplicated pupils must be increased or improved as compared to the services provided to all students in the LCAP year, as calculated pursuant to 5 CCR Section 15496(a)(7).

**Required Descriptions:**

**LEA-wide and Schoolwide Actions**

For each action being provided to an entire LEA or school, provide an explanation of (1) the unique identified need(s) of the unduplicated student group(s) for whom the action is principally directed, (2) how the action is designed to address the identified need(s) and why it is being provided on an LEA or schoolwide basis, and (3) the metric(s) used to measure the effectiveness of the action in improving outcomes for the unduplicated student group(s).

If the LEA has provided this required description in the Action Descriptions, state as such within the table.

Complete the table as follows:

**Identified Need(s)**

Provide an explanation of the unique identified need(s) of the LEA's unduplicated student group(s) for whom the action is principally directed.

An LEA demonstrates how an action is principally directed towards an unduplicated student group(s) when the LEA explains the need(s), condition(s), or circumstance(s) of the unduplicated student group(s) identified through a needs assessment and how the action addresses them. A meaningful needs assessment includes, at a minimum, analysis of applicable student achievement data and educational partner feedback.

**How the Action(s) are Designed to Address Need(s) and Why it is Provided on an LEA-wide or Schoolwide Basis**

Provide an explanation of how the action as designed will address the unique identified need(s) of the LEA's unduplicated student group(s) for whom the action is principally directed and the rationale for why the action is being provided on an LEA-wide or schoolwide basis.

- As stated above, conclusory statements that a service will help achieve an expected outcome for the goal, without an explicit connection or further explanation as to how, are not sufficient.
- Further, simply stating that an LEA has a high enrollment percentage of a specific student group or groups does not meet the increased or improved services standard because enrolling students is not the same as serving students.

**Metric(s) to Monitor Effectiveness**

Identify the metric(s) being used to measure the progress and effectiveness of the action(s).

**Note for COEs and Charter Schools:** In the case of COEs and charter schools, schoolwide and LEA-wide are considered to be synonymous.

**Limited Actions**

For each action being solely provided to one or more unduplicated student group(s), provide an explanation of (1) the unique identified need(s) of the unduplicated student group(s) being served, (2) how the action is designed to address the identified need(s), and (3) how the effectiveness of the action in improving outcomes for the unduplicated student group(s) will be measured.

If the LEA has provided the required descriptions in the Action Descriptions, state as such.

Complete the table as follows:

**Identified Need(s)**

Provide an explanation of the unique need(s) of the unduplicated student group(s) being served identified through the LEA's needs assessment. A meaningful needs assessment includes, at a minimum, analysis of applicable student achievement data and educational partner feedback.

**How the Action(s) are Designed to Address Need(s)**

Provide an explanation of how the action is designed to address the unique identified need(s) of the unduplicated student group(s) being served.

## **Metric(s) to Monitor Effectiveness**

Identify the metric(s) being used to measure the progress and effectiveness of the action(s).

For any limited action contributing to meeting the increased or improved services requirement that is associated with a Planned Percentage of Improved Services in the Contributing Summary Table rather than an expenditure of LCFF funds, describe the methodology that was used to determine the contribution of the action towards the proportional percentage, as applicable.

- For each action with an identified Planned Percentage of Improved Services, identify the goal and action number and describe the methodology that was used.
- When identifying a Planned Percentage of Improved Services, the LEA must describe the methodology that it used to determine the contribution of the action towards the proportional percentage. The percentage of improved services for an action corresponds to the amount of LCFF funding that the LEA estimates it would expend to implement the action if it were funded.
- For example, an LEA determines that there is a need to analyze data to ensure that instructional aides and expanded learning providers know what targeted supports to provide to students who are foster youth. The LEA could implement this action by hiring additional staff to collect and analyze data and to coordinate supports for students, which, based on the LEA's current pay scale, the LEA estimates would cost \$165,000. Instead, the LEA chooses to utilize a portion of existing staff time to analyze data relating to students who are foster youth. This analysis will then be shared with site principals who will use the data to coordinate services provided by instructional assistants and expanded learning providers to target support to students. In this example, the LEA would divide the estimated cost of \$165,000 by the amount of LCFF Funding identified in the Total Planned Expenditures Table and then convert the quotient to a percentage. This percentage is the Planned Percentage of Improved Services for the action.

## **Additional Concentration Grant Funding**

A description of the plan for how the additional concentration grant add-on funding identified above will be used to increase the number of staff providing direct services to students at schools that have a high concentration (above 55 percent) of foster youth, English learners, and low-income students, as applicable.

An LEA that receives the additional concentration grant add-on described in EC Section 42238.02 is required to demonstrate how it is using these funds to increase the number of staff who provide direct services to students at schools with an enrollment of unduplicated students that is greater than 55 percent as compared to the number of staff who provide direct services to students at schools with an enrollment of unduplicated students that is equal to or less than 55 percent. The staff who provide direct services to students must be certificated staff and/or classified staff employed by the LEA; classified staff includes custodial staff.

Provide the following descriptions, as applicable to the LEA:

- An LEA that does not receive a concentration grant or the concentration grant add-on must indicate that a response to this prompt is not applicable.

- Identify the goal and action numbers of the actions in the LCAP that the LEA is implementing to meet the requirement to increase the number of staff who provide direct services to students at schools with an enrollment of unduplicated students that is greater than 55 percent.
  - An LEA that does not have comparison schools from which to describe how it is using the concentration grant add-on funds, such as a single-school LEA or an LEA that only has schools with an enrollment of unduplicated students that is greater than 55 percent, must describe how it is using the funds to increase the number of credentialed staff, classified staff, or both, including custodial staff, who provide direct services to students at selected schools and the criteria used to determine which schools require additional staffing support.
  - In the event that an additional concentration grant add-on is not sufficient to increase staff providing direct services to students at a school with an enrollment of unduplicated students that is greater than 55 percent, the LEA must describe how it is using the funds to retain staff providing direct services to students at a school with an enrollment of unduplicated students that is greater than 55 percent.
- Complete the table as follows:
- Provide the staff-to-student ratio of classified staff providing direct services to students with a concentration of unduplicated students that is 55 percent or less and the staff-to-student ratio of classified staff providing direct services to students at schools with a concentration of unduplicated students that is greater than 55 percent, as applicable to the LEA.
    - The LEA may group its schools by grade span (Elementary, Middle/Junior High, and High Schools), as applicable to the LEA.
    - The staff-to-student ratio must be based on the number of full-time equivalent (FTE) staff and the number of enrolled students as counted on the first Wednesday in October of each year.
  - Provide the staff-to-student ratio of certificated staff providing direct services to students at schools with a concentration of unduplicated students that is 55 percent or less and the staff-to-student ratio of certificated staff providing direct services to students at schools with a concentration of unduplicated students that is greater than 55 percent, as applicable to the LEA.
    - The LEA may group its schools by grade span (Elementary, Middle/Junior High, and High Schools), as applicable to the LEA.
    - The staff-to-student ratio must be based on the number of FTE staff and the number of enrolled students as counted on the first Wednesday in October of each year.

## Action Tables

Complete the Total Planned Expenditures Table for each action in the LCAP. The information entered into this table will automatically populate the other Action Tables. Information is only entered into the Total Planned Expenditures Table, the Annual Update Table, the Contributing Actions Annual Update Table, and the LCFF Carryover Table. The word “input” has been added to column headers to aid in identifying the column(s) where information will be entered. Information is not entered on the remaining Action tables.

The following tables are required to be included as part of the LCAP adopted by the local governing board or governing body:

- Table 1: Total Planned Expenditures Table (for the coming LCAP Year)
- Table 2: Contributing Actions Table (for the coming LCAP Year)
- Table 3: Annual Update Table (for the current LCAP Year)
- Table 4: Contributing Actions Annual Update Table (for the current LCAP Year)
- Table 5: LCFF Carryover Table (for the current LCAP Year)

Note: The coming LCAP Year is the year that is being planned for, while the current LCAP year is the current year of implementation. For example, when developing the 2024–25 LCAP, 2024–25 will be the coming LCAP Year and 2023–24 will be the current LCAP Year.

### ***Total Planned Expenditures Table***

In the Total Planned Expenditures Table, input the following information for each action in the LCAP for that applicable LCAP year:

- **LCAP Year:** Identify the applicable LCAP Year.
- **1. Projected LCFF Base Grant:** Provide the total amount estimated LCFF entitlement for the coming school year, excluding the supplemental and concentration grants and the add-ons for the Targeted Instructional Improvement Block Grant program, the former Home-to-School Transportation program, and the Small School District Transportation program, pursuant to 5 CCR Section 15496(a)(8). Note that the LCFF Base Grant for purposes of the LCAP also includes the Necessary Small Schools and Economic Recovery Target allowances for school districts, and County Operations Grant for COEs.

See EC sections 2574 (for COEs) and 42238.02 (for school districts and charter schools), as applicable, for LCFF entitlement calculations.

- **2. Projected LCFF Supplemental and/or Concentration Grants:** Provide the total amount of LCFF supplemental and concentration grants estimated on the basis of the number and concentration of unduplicated students for the coming school year.
- **3. Projected Percentage to Increase or Improve Services for the Coming School Year:** This percentage will not be entered; it is calculated based on the Projected LCFF Base Grant and the Projected LCFF Supplemental and/or Concentration Grants, pursuant to 5 CCR Section 15496(a)(8). This is the percentage by which services for unduplicated pupils must be increased or improved as compared to the services provided to all students in the coming LCAP year.
- **LCFF Carryover — Percentage:** Specify the LCFF Carryover — Percentage identified in the LCFF Carryover Table from the prior LCAP year. If a carryover percentage is not identified in the LCFF Carryover Table, specify a percentage of zero (0.00%).
- **Total Percentage to Increase or Improve Services for the Coming School Year:** This percentage will not be entered; it is calculated based on the Projected Percentage to Increase or Improve Services for the Coming School Year and the LCFF Carryover —

Percentage. ***This is the percentage by which the LEA must increase or improve services for unduplicated pupils as compared to the services provided to all students in the coming LCAP year.***

- **Goal #:** Enter the LCAP Goal number for the action.
- **Action #:** Enter the action's number as indicated in the LCAP Goal.
- **Action Title:** Provide a title of the action.
- **Student Group(s):** Indicate the student group or groups who will be the primary beneficiary of the action by entering "All," or by entering a specific student group or groups.
- **Contributing to Increased or Improved Services?:** Type "Yes" if the action is included as contributing to meeting the increased or improved services requirement; OR, type "No" if the action is **not** included as contributing to meeting the increased or improved services requirement.
- If "Yes" is entered into the Contributing column, then complete the following columns:
  - **Scope:** The scope of an action may be LEA-wide (i.e., districtwide, countywide, or charterwide), schoolwide, or limited. An action that is LEA-wide in scope upgrades the entire educational program of the LEA. An action that is schoolwide in scope upgrades the entire educational program of a single school. An action that is limited in its scope is an action that serves only one or more unduplicated student groups.
  - **Unduplicated Student Group(s):** Regardless of scope, contributing actions serve one or more unduplicated student groups. Indicate one or more unduplicated student groups for whom services are being increased or improved as compared to what all students receive.
  - **Location:** Identify the location where the action will be provided. If the action is provided to all schools within the LEA, the LEA must indicate "All Schools." If the action is provided to specific schools within the LEA or specific grade spans only, the LEA must enter "Specific Schools" or "Specific Grade Spans." Identify the individual school or a subset of schools or grade spans (e.g., all high schools or grades transitional kindergarten through grade five), as appropriate.
- **Time Span:** Enter "ongoing" if the action will be implemented for an indeterminate period of time. Otherwise, indicate the span of time for which the action will be implemented. For example, an LEA might enter "1 Year," or "2 Years," or "6 Months."
- **Total Personnel:** Enter the total amount of personnel expenditures utilized to implement this action.
- **Total Non-Personnel:** This amount will be automatically calculated based on information provided in the Total Personnel column and the Total Funds column.

- **LCFF Funds:** Enter the total amount of LCFF funds utilized to implement this action, if any. LCFF funds include all funds that make up an LEA's total LCFF target (i.e., base grant, grade span adjustment, supplemental grant, concentration grant, Targeted Instructional Improvement Block Grant, and Home-To-School Transportation).
- **Note:** For an action to contribute towards meeting the increased or improved services requirement, it must include some measure of LCFF funding. The action may also include funding from other sources, however the extent to which an action contributes to meeting the increased or improved services requirement is based on the LCFF funding being used to implement the action.
- **Other State Funds:** Enter the total amount of Other State Funds utilized to implement this action, if any.
  - **Note:** Equity Multiplier funds must be included in the "Other State Funds" category, not in the "LCFF Funds" category. As a reminder, Equity Multiplier funds must be used to supplement, not supplant, funding provided to Equity Multiplier schoolsites for purposes of the LCFF, the ELO-P, the LCRS, and/or the CCSP. This means that Equity Multiplier funds must not be used to replace funding that an Equity Multiplier schoolsite would otherwise receive to implement LEA-wide actions identified in the LEA's LCAP or that an Equity Multiplier schoolsite would otherwise receive to implement provisions of the ELO-P, the LCRS, and/or the CCSP.
- **Local Funds:** Enter the total amount of Local Funds utilized to implement this action, if any.
- **Federal Funds:** Enter the total amount of Federal Funds utilized to implement this action, if any.
- **Total Funds:** This amount is automatically calculated based on amounts entered in the previous four columns.
- **Planned Percentage of Improved Services:** For any action identified as contributing, being provided on a limited basis to unduplicated students, and that does not have funding associated with the action, enter the planned quality improvement anticipated for the action as a percentage rounded to the nearest hundredth (0.00%). A limited action is an action that only serves foster youth, English learners, and/or low-income students.
  - As noted in the instructions for the Increased or Improved Services section, when identifying a Planned Percentage of Improved Services, the LEA must describe the methodology that it used to determine the contribution of the action towards the proportional percentage. The percentage of improved services for an action corresponds to the amount of LCFF funding that the LEA estimates it would expend to implement the action if it were funded.

For example, an LEA determines that there is a need to analyze data to ensure that instructional aides and expanded learning providers know what targeted supports to provide to students who are foster youth. The LEA could implement this action by hiring additional staff to collect and analyze data and to coordinate supports for students, which, based on the LEA's current pay scale, the LEA estimates would cost \$165,000. Instead, the LEA chooses to utilize a portion of existing staff time to analyze data relating to students who are foster youth. This analysis will then be shared with site principals who will use the data to coordinate services provided by instructional assistants and expanded learning providers to target support to students. In this example, the LEA would divide the estimated cost of \$165,000 by the amount of LCFF Funding identified in the Data Entry Table and then convert the quotient to a percentage. This percentage is the Planned Percentage of Improved Services for the action.

## ***Contributing Actions Table***

As noted above, information will not be entered in the Contributing Actions Table; however, the ‘Contributing to Increased or Improved Services?’ column will need to be checked to ensure that only actions with a “Yes” are displaying. If actions with a “No” are displayed or if actions that are contributing are not displaying in the column, use the drop-down menu in the column header to filter only the “Yes” responses.

## ***Annual Update Table***

In the Annual Update Table, provide the following information for each action in the LCAP for the relevant LCAP year:

- **Estimated Actual Expenditures:** Enter the total estimated actual expenditures to implement this action, if any.

## ***Contributing Actions Annual Update Table***

In the Contributing Actions Annual Update Table, check the ‘Contributing to Increased or Improved Services?’ column to ensure that only actions with a “Yes” are displaying. If actions with a “No” are displayed or if actions that are contributing are not displaying in the column, use the drop-down menu in the column header to filter only the “Yes” responses. Provide the following information for each contributing action in the LCAP for the relevant LCAP year:

- **6. Estimated Actual LCFF Supplemental and/or Concentration Grants:** Provide the total amount of LCFF supplemental and concentration grants estimated based on the number and concentration of unduplicated students in the current school year.
- **Estimated Actual Expenditures for Contributing Actions:** Enter the total estimated actual expenditure of LCFF funds used to implement this action, if any.
- **Estimated Actual Percentage of Improved Services:** For any action identified as contributing, being provided on a Limited basis only to unduplicated students, and that does not have funding associated with the action, enter the total estimated actual quality improvement anticipated for the action as a percentage rounded to the nearest hundredth (0.00%).
  - Building on the example provided above for calculating the Planned Percentage of Improved Services, the LEA in the example implements the action. As part of the annual update process, the LEA reviews implementation and student outcome data and determines that the action was implemented with fidelity and that outcomes for foster youth students improved. The LEA reviews the original estimated cost for the action and determines that had it hired additional staff to collect and analyze data and to coordinate supports for students that estimated actual cost would have been \$169,500 due to a cost of living adjustment. The LEA would divide the estimated actual cost of \$169,500 by the amount of LCFF Funding identified in the Data Entry Table and then convert the quotient to a percentage. This percentage is the Estimated Actual Percentage of Improved Services for the action.

## ***LCFF Carryover Table***

- **9. Estimated Actual LCFF Base Grant:** Provide the total amount of estimated LCFF Target Entitlement for the current school year, excluding the supplemental and concentration grants and the add-ons for the Targeted Instructional Improvement Block Grant program,

the former Home-to-School Transportation program, and the Small School District Transportation program, pursuant to 5 CCR Section 15496(a)(8). Note that the LCFF Base Grant for purposes of the LCAP also includes the Necessary Small Schools and Economic Recovery Target allowances for school districts, and County Operations Grant for COEs. See EC sections 2574 (for COEs) and 42238.02 (for school districts and charter schools), as applicable, for LCFF entitlement calculations.

- **10. Total Percentage to Increase or Improve Services for the Current School Year:** This percentage will not be entered. The percentage is calculated based on the amounts of the Estimated Actual LCFF Base Grant (9) and the Estimated Actual LCFF Supplemental and/or Concentration Grants (6), pursuant to 5 CCR Section 15496(a)(8), plus the LCFF Carryover – Percentage from the prior year. This is the percentage by which services for unduplicated pupils must be increased or improved as compared to the services provided to all students in the current LCAP year.

## ***Calculations in the Action Tables***

To reduce the duplication of effort of LEAs, the Action Tables include functionality such as pre-population of fields and cells based on the information provided in the Data Entry Table, the Annual Update Summary Table, and the Contributing Actions Table. For transparency, the functionality and calculations used are provided below.

### **Contributing Actions Table**

- **4. Total Planned Contributing Expenditures (LCFF Funds)**
  - This amount is the total of the Planned Expenditures for Contributing Actions (LCFF Funds) column.
- **5. Total Planned Percentage of Improved Services**
  - This percentage is the total of the Planned Percentage of Improved Services column.
- **Planned Percentage to Increase or Improve Services for the coming school year (4 divided by 1, plus 5)**
  - This percentage is calculated by dividing the Total Planned Contributing Expenditures (4) by the Projected LCFF Base Grant (1), converting the quotient to a percentage, and adding it to the Total Planned Percentage of Improved Services (5).

### **Contributing Actions Annual Update Table**

Pursuant to EC Section 42238.07(c)(2), if the Total Planned Contributing Expenditures (4) is less than the Estimated Actual LCFF Supplemental and Concentration Grants (6), the LEA is required to calculate the difference between the Total Planned Percentage of Improved Services (5) and the Total Estimated Actual Percentage of Improved Services (7). If the Total Planned Contributing Expenditures (4) is equal to or greater than the Estimated Actual LCFF Supplemental and Concentration Grants (6), the Difference Between Planned and Estimated Actual Percentage of Improved Services will display “Not Required.”

- **6. Estimated Actual LCFF Supplemental and Concentration Grants**

- This is the total amount of LCFF supplemental and concentration grants the LEA estimates it will actually receive based on the number and concentration of unduplicated students in the current school year.

- **4. Total Planned Contributing Expenditures (LCFF Funds)**
  - This amount is the total of the Last Year's Planned Expenditures for Contributing Actions (LCFF Funds).
- **7. Total Estimated Actual Expenditures for Contributing Actions**
  - This amount is the total of the Estimated Actual Expenditures for Contributing Actions (LCFF Funds).
- **Difference Between Planned and Estimated Actual Expenditures for Contributing Actions (Subtract 7 from 4)**
  - This amount is the Total Estimated Actual Expenditures for Contributing Actions (7) subtracted from the Total Planned Contributing Expenditures (4).
- **5. Total Planned Percentage of Improved Services (%)**
  - This amount is the total of the Planned Percentage of Improved Services column.
- **8. Total Estimated Actual Percentage of Improved Services (%)**
  - This amount is the total of the Estimated Actual Percentage of Improved Services column.
- **Difference Between Planned and Estimated Actual Percentage of Improved Services (Subtract 5 from 8)**
  - This amount is the Total Planned Percentage of Improved Services (5) subtracted from the Total Estimated Actual Percentage of Improved Services (8).

### **LCFF Carryover Table**

- **10. Total Percentage to Increase or Improve Services for the Current School Year (6 divided by 9 plus Carryover %)**
  - This percentage is the Estimated Actual LCFF Supplemental and/or Concentration Grants (6) divided by the Estimated Actual LCFF Base Grant (9) plus the LCFF Carryover – Percentage from the prior year.
- **11. Estimated Actual Percentage of Increased or Improved Services (7 divided by 9, plus 8)**
  - This percentage is the Total Estimated Actual Expenditures for Contributing Actions (7) divided by the LCFF Funding (9), then converting the quotient to a percentage and adding the Total Estimated Actual Percentage of Improved Services (8).
- **12. LCFF Carryover — Dollar Amount LCFF Carryover (Subtract 11 from 10 and multiply by 9)**

- If the Estimated Actual Percentage of Increased or Improved Services (11) is less than the Estimated Actual Percentage to Increase or Improve Services (10), the LEA is required to carry over LCFF funds.

The amount of LCFF funds is calculated by subtracting the Estimated Actual Percentage to Increase or Improve Services (11) from the Estimated Actual Percentage of Increased or Improved Services (10) and then multiplying by the Estimated Actual LCFF Base Grant (9). This amount is the amount of LCFF funds that is required to be carried over to the coming year.

- **13. LCFF Carryover — Percentage (12 divided by 9)**

- This percentage is the unmet portion of the Percentage to Increase or Improve Services that the LEA must carry over into the coming LCAP year. The percentage is calculated by dividing the LCFF Carryover (12) by the LCFF Funding (9).

California Department of Education  
November 2024