



Valley View

CHARTER PREP

LCFF Budget Overview for Parents

Local Educational Agency (LEA) Name: Valley View Charter Prep

CDS Code: 39686270129916

School Year: 2024-25

LEA contact information:

Catherine Ward-Mikes

Director Valley View Charter Prep

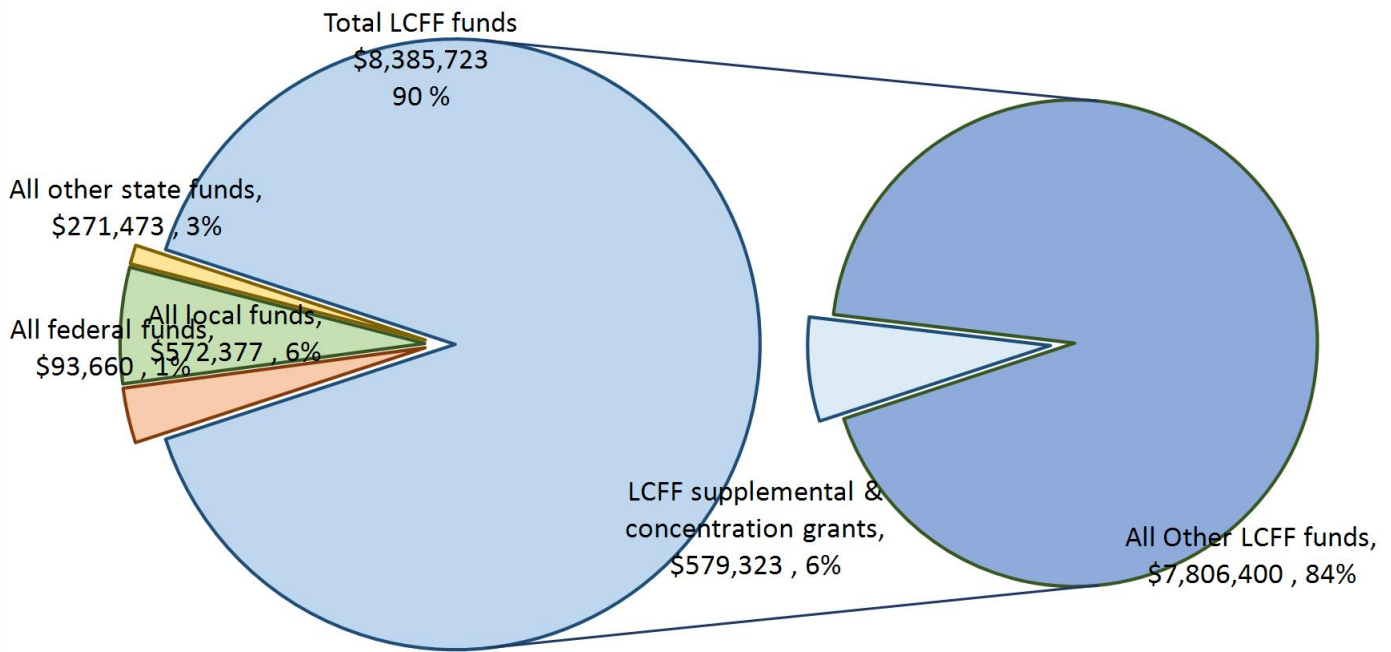
catherine.wardmikes@pacificcharters.org

209-822-0988

School districts receive funding from different sources: state funds under the Local Control Funding Formula (LCFF), other state funds, local funds, and federal funds. LCFF funds include a base level of funding for all LEAs and extra funding - called "supplemental and concentration" grants - to LEAs based on the enrollment of high needs students (foster youth, English learners, and low-income students).

Budget Overview for the 2024-25 School Year

Projected Revenue by Fund Source

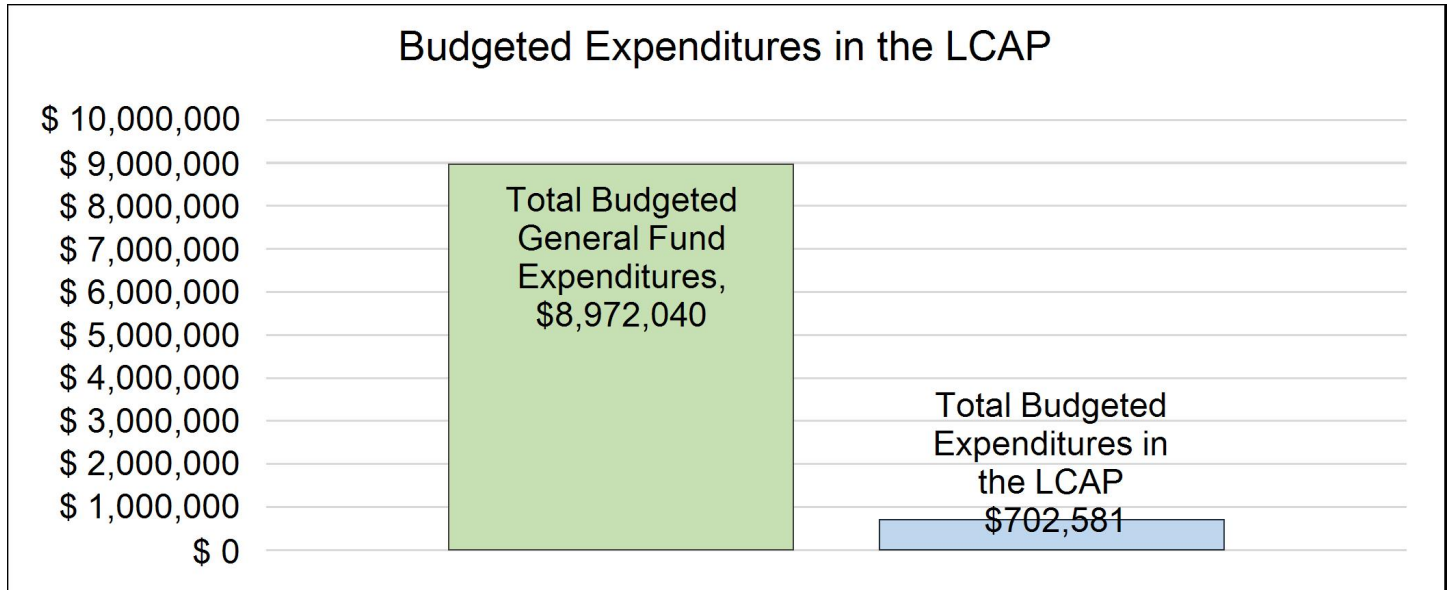


This chart shows the total general purpose revenue Valley View Charter Prep expects to receive in the coming year from all sources.

The text description for the above chart is as follows: The total revenue projected for Valley View Charter Prep is \$9,323,233, of which \$8,385,723 is Local Control Funding Formula (LCFF), \$271,473 is other state funds, \$572,377 is local funds, and \$93,660 is federal funds. Of the \$8,385,723 in LCFF Funds, \$579,323 is generated based on the enrollment of high needs students (foster youth, English learner, and low-income students).

LCFF Budget Overview for Parents

The LCFF gives school districts more flexibility in deciding how to use state funds. In exchange, school districts must work with parents, educators, students, and the community to develop a Local Control and Accountability Plan (LCAP) that shows how they will use these funds to serve students.



This chart provides a quick summary of how much Valley View Charter Prep plans to spend for 2024-25. It shows how much of the total is tied to planned actions and services in the LCAP.

The text description of the above chart is as follows: Valley View Charter Prep plans to spend \$8,972,040 for the 2024-25 school year. Of that amount, \$702,581 is tied to actions/services in the LCAP and \$8,269,459 is not included in the LCAP. The budgeted expenditures that are not included in the LCAP will be used for the following:

The General Fund Budget Expenditures for the school year that are not included in the Local Control and Accountability Plan (LCAP) typically encompass various operational expenses and costs that are not specifically allocated or required to be reported under the LCAP framework. These expenditures may include:

Administrative Costs: This category covers expenses related to administrative staff salaries, benefits, and office supplies. It includes the salaries of district administrators, such as the superintendent, assistant superintendents, and administrative support personnel.

Facility Maintenance and Operations: These expenses involve the upkeep, repair, and maintenance of school facilities, including buildings, grounds, and equipment. It encompasses costs for cleaning services, repairs, renovations, utilities, security, and insurance.

Food Services: The costs associated with providing meals and snacks to students, including purchasing food and staff wages.

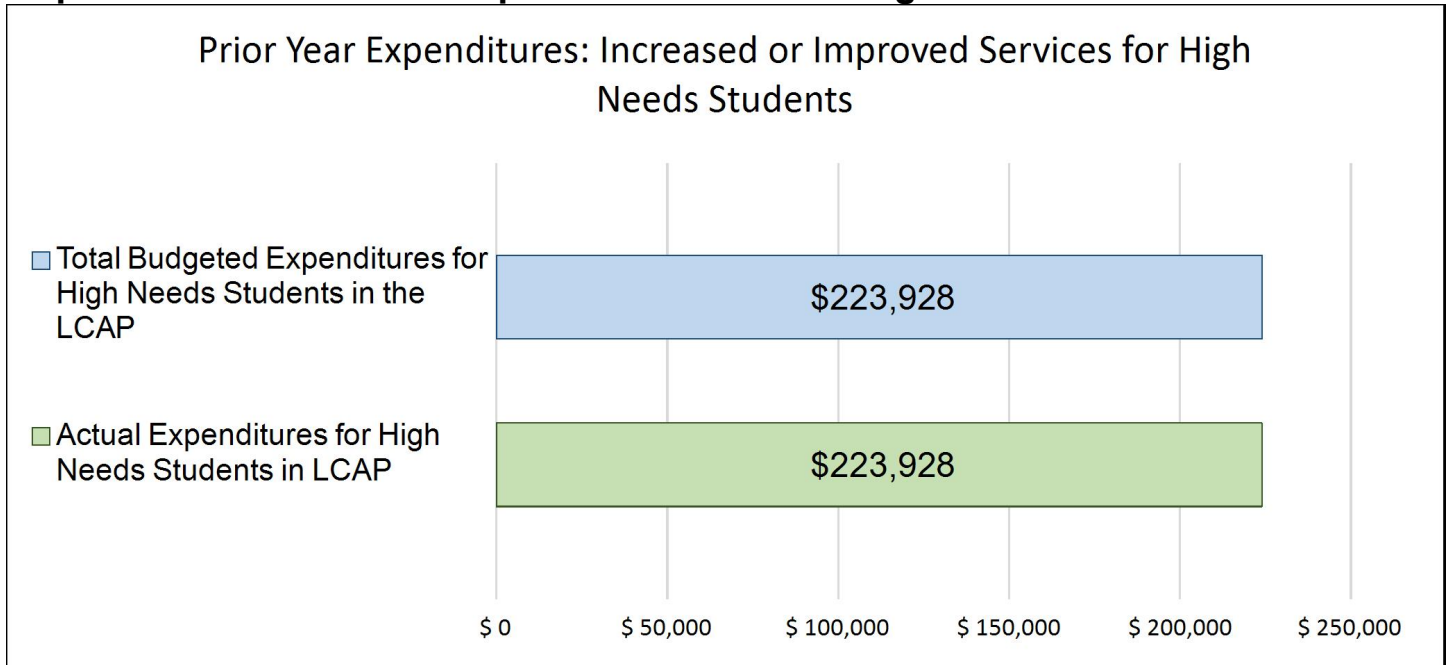
It's important to note that while these expenditures may not be included in the LCAP, they are still important components of the overall budget to ensure the effective functioning and operation of the school district.

Increased or Improved Services for High Needs Students in the LCAP for the 2024-25 School Year

In 2024-25, Valley View Charter Prep is projecting it will receive \$579,323 based on the enrollment of foster youth, English learner, and low-income students. Valley View Charter Prep must describe how it intends to increase or improve services for high needs students in the LCAP. Valley View Charter Prep plans to spend \$579,323 towards meeting this requirement, as described in the LCAP.

LCFF Budget Overview for Parents

Update on Increased or Improved Services for High Needs Students in 2023-24



This chart compares what Valley View Charter Prep budgeted last year in the LCAP for actions and services that contribute to increasing or improving services for high needs students with what Valley View Charter Prep estimates it has spent on actions and services that contribute to increasing or improving services for high needs students in the current year.

The text description of the above chart is as follows: In 2023-24, Valley View Charter Prep's LCAP budgeted \$223,928 for planned actions to increase or improve services for high needs students. Valley View Charter Prep actually spent \$223,928 for actions to increase or improve services for high needs students in 2023-24.